

- ABC-Schwungübungen
- Alphabet Groß- & Kleinbuchstaben
- Druck- und Schreibschrift
- Erste Wörter
- Wortspiele
- ABC und Zahlen-Ausmalbilder
- Zahlen von 1-20
- Zahlenspiele
- Einfache Rechenaufgaben
- u.v.m.

Deine ersten Wörter

So sehen die Wörter in Druckschrift aus:

die der das dich
Delphin Dachs
Danke sagen

So sehen die Wörter in Schreibschrift aus:

die der das dich
Delphin Dachs
Danke sagen

D d

Zeichne den Buchstaben noch und male die Bilder aus, die mit dem Buchstaben beginnen.

Druckschrift
D d D d D d D d

Schreibschrift
D d D d D d

Zahlenspiele

Löse die Aufgaben.

Male die richtige Anzahl aus.

Welche ist die richtige Zahl? Male das Feld aus.

7 11 8 10

Zahlen

Schreibe die Zahl nach.

1 + 1 = 2

1 1 1 1 1 1 1 1 1 1 1 1 1 1 1 1 1 1 1 1

Druckschrift

A a A a A a A a

Schreibschrift

A a A a A a





Buchstaben und Zahlen schreiben lernen ab 5 Jahren: Übungsheft mit Alphabet, ersten Wörtern in Druck- & Schreibschrift sowie Zahlen von 1-20 mit Wortspielen & Rätseln.

Buchstaben, Erste Wörter,
Zahlen schreiben und Rechnen ...


“DAS HABE ICH
NOCH NIE VORHER
VERSUCHT, ALSO
BIN ICH VÖLLIG
SICHER, DASS ICH
ES SCHAFFE.”

PIPPI LANGSTRUMPF

Buchstaben und Zahlen schreiben lernen ab 5 Jahren
Übungsheft mit Alphabet, ersten Wörtern in Druck- & Schreibschrift
sowie Zahlen von 1-20 mit Wortspielen & Rätseln.



HERZLICH WILLKOMMEN !



Impressum


Bravo Birgit, Satteltal 79, 4871 Zipf, Austria

ISBN: 9798839004726

Bildnachweise: www.creativefabrica.com, www.freepik.com

Independently Published. Alle Rechte sind vorbehalten.

© 2022 Bravo Birgit



WAS HIER LOS IST ...

Alphabet-Schwungübungen

Buchstaben & Alphabet

Erste Worte

Klein- und Großbuchstaben

Druck & Schreibschrift


Ausmalen & Wortspiele

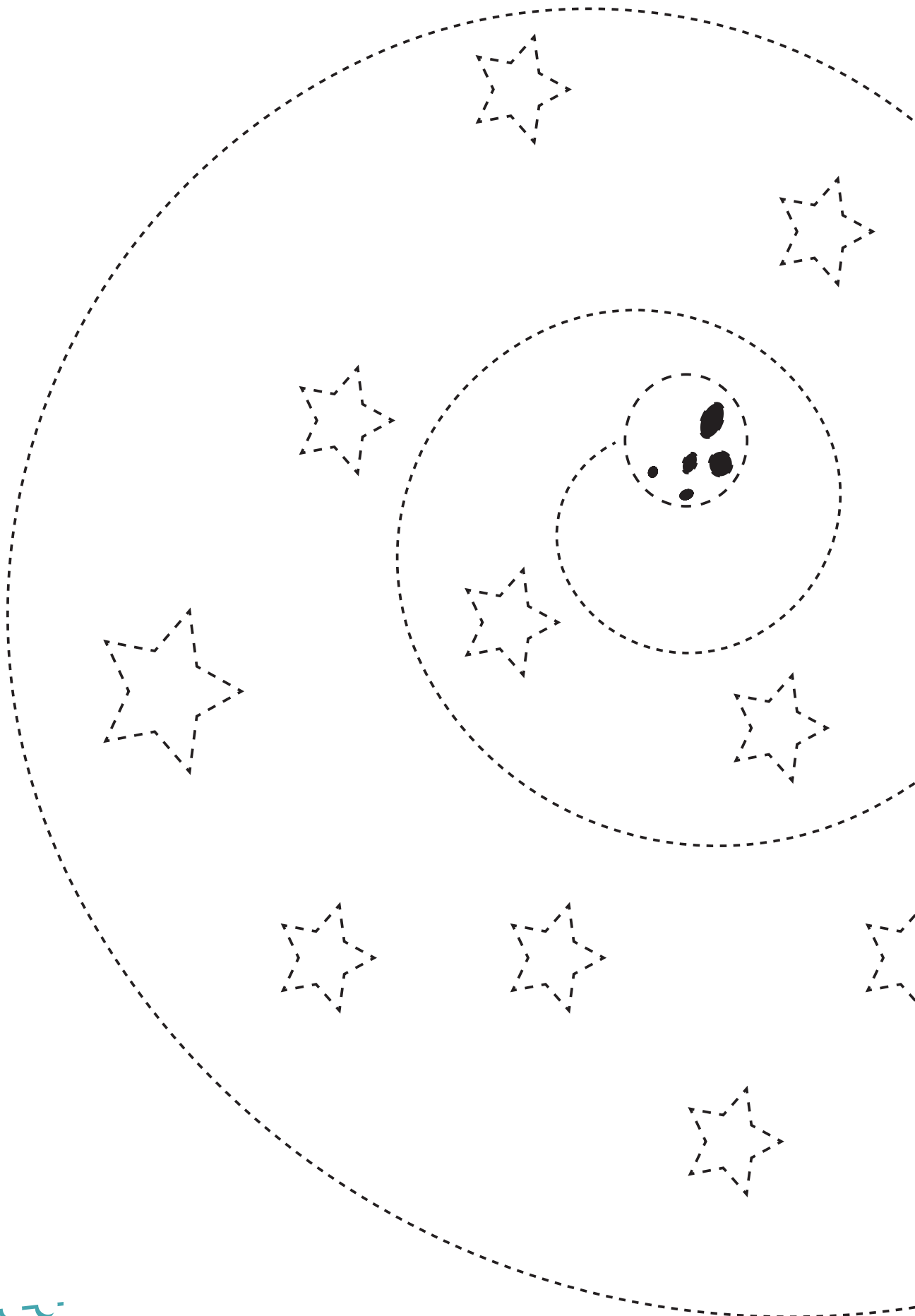

Zahlen, Zählen & Rechnen

Malen nach Zahlen

Rechenaufgaben

Zahlenspiele

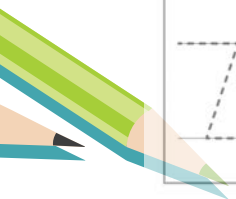
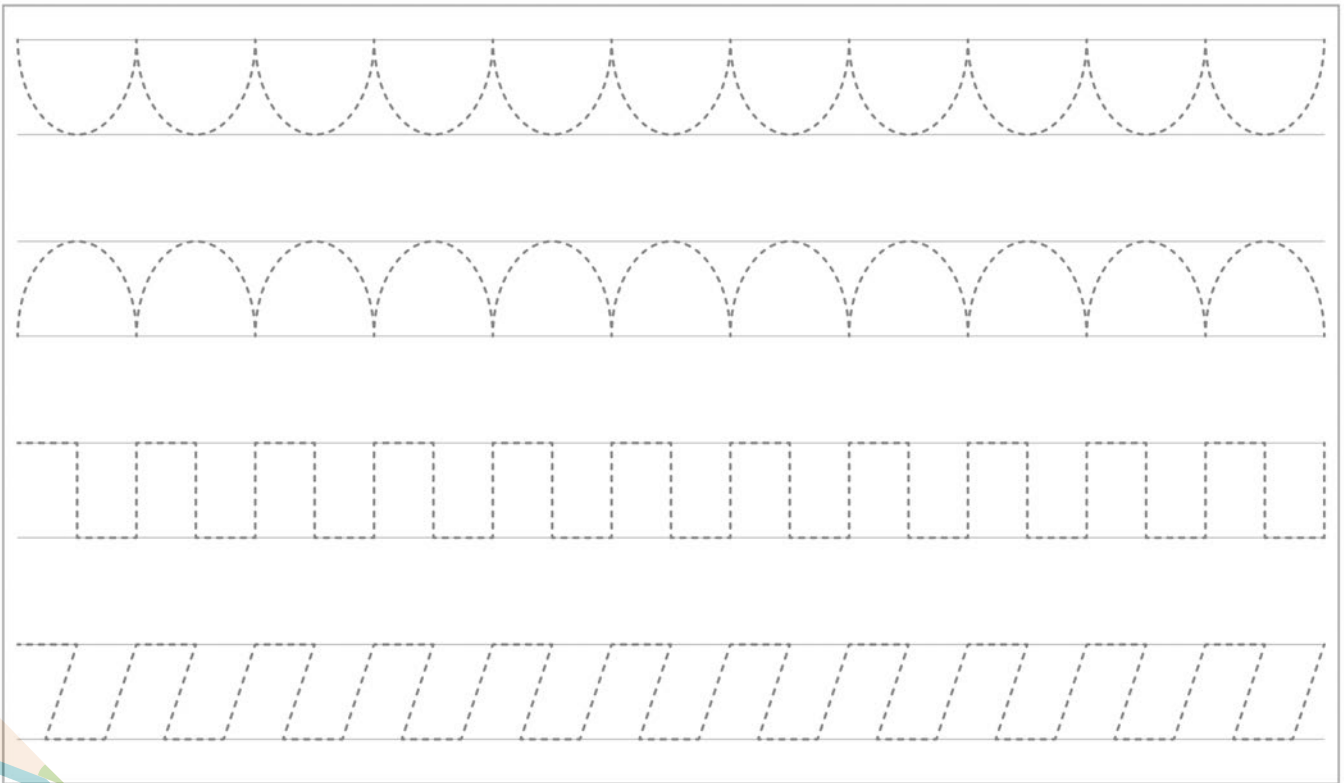

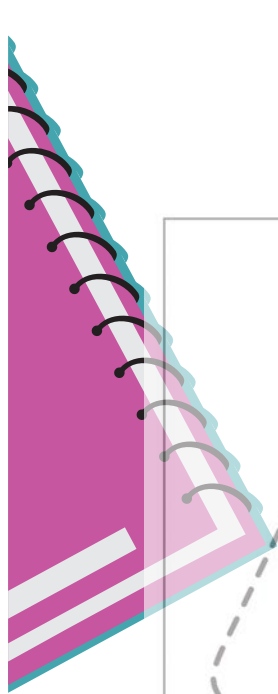


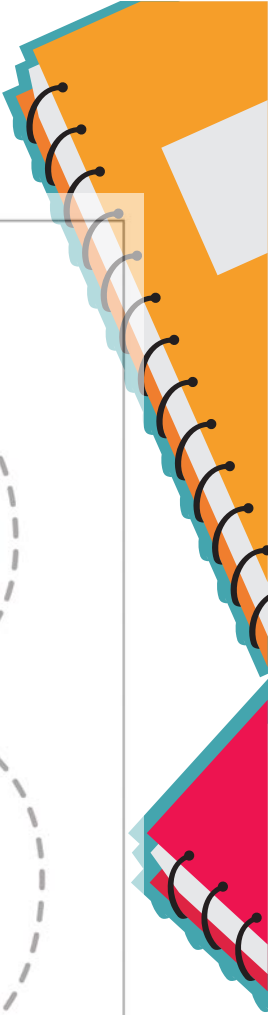
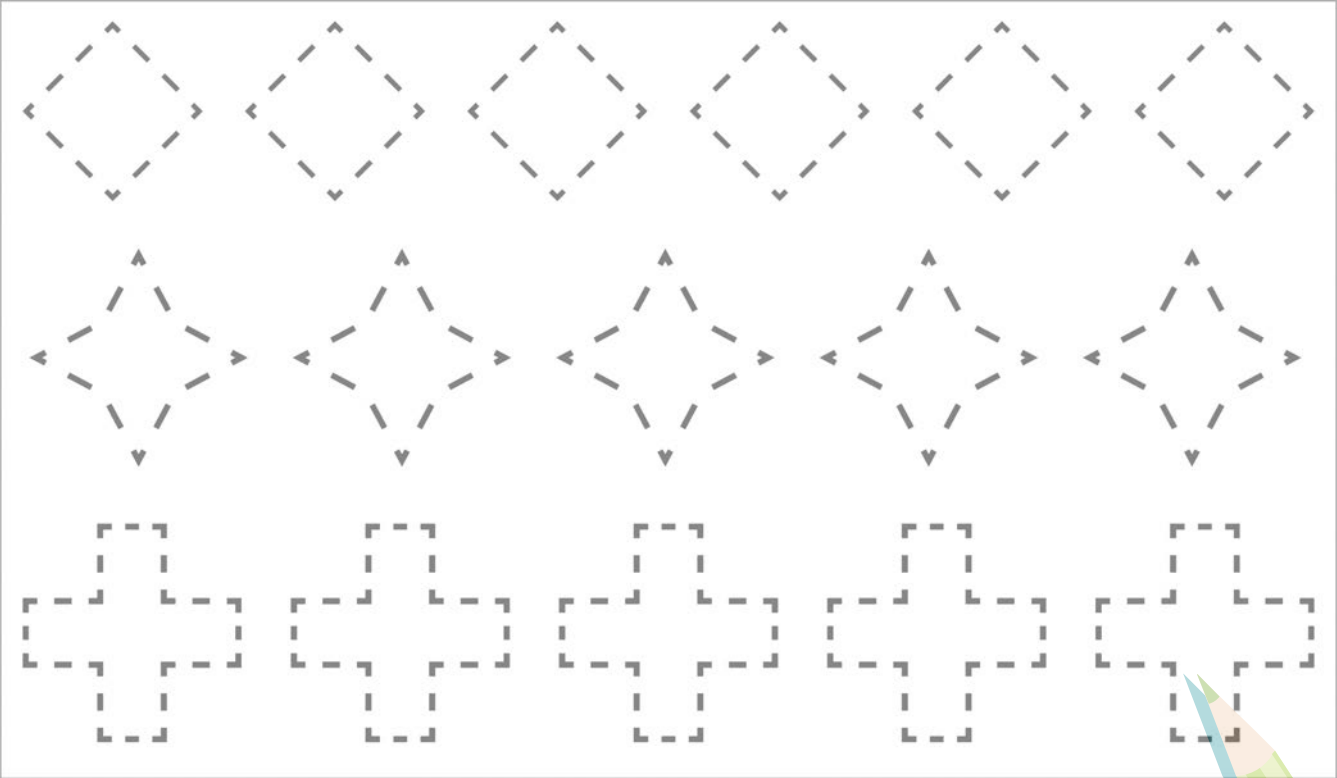




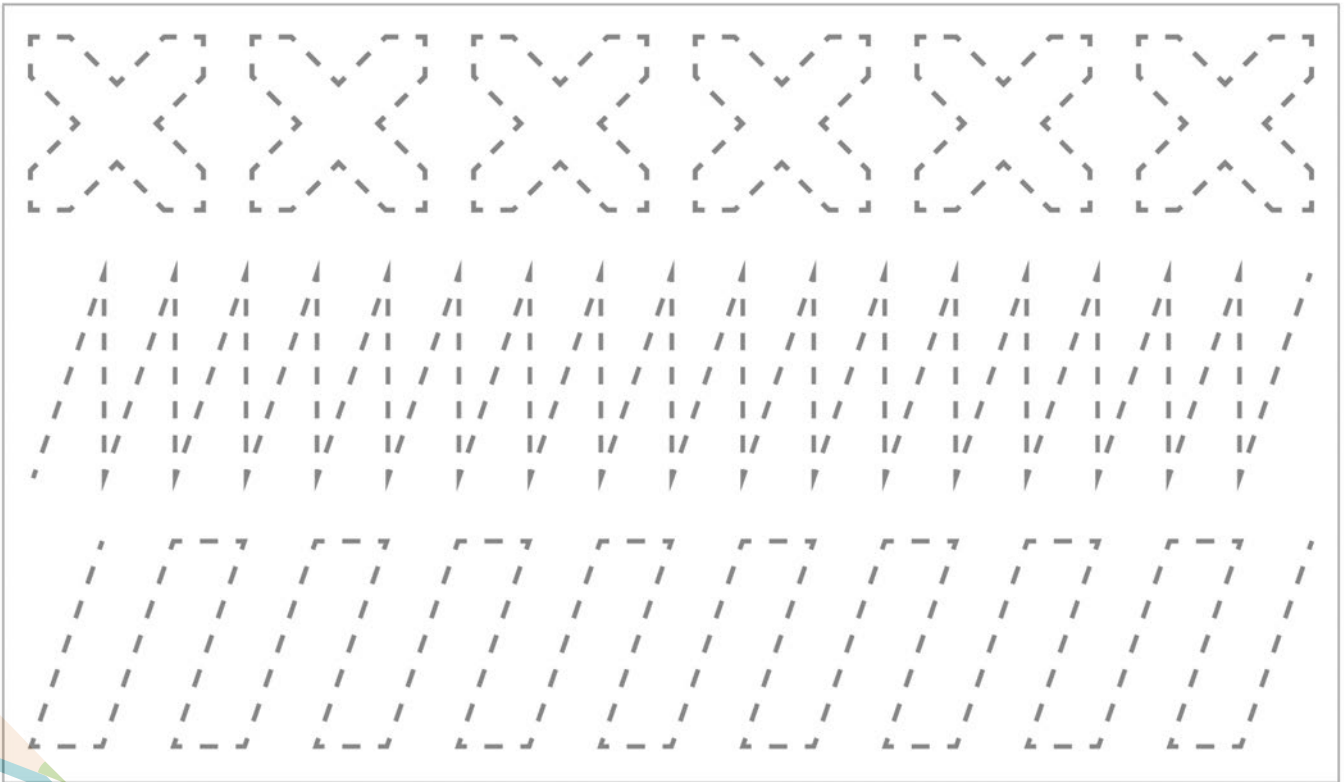

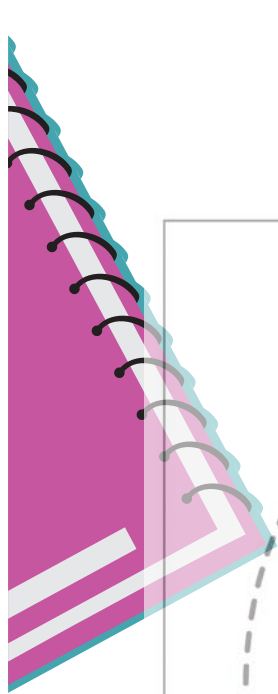


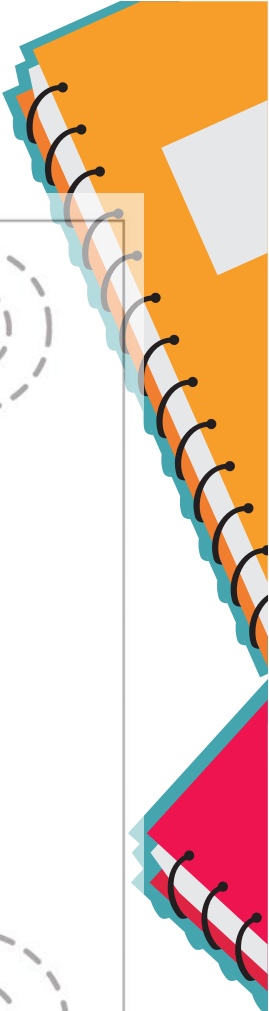

ABC

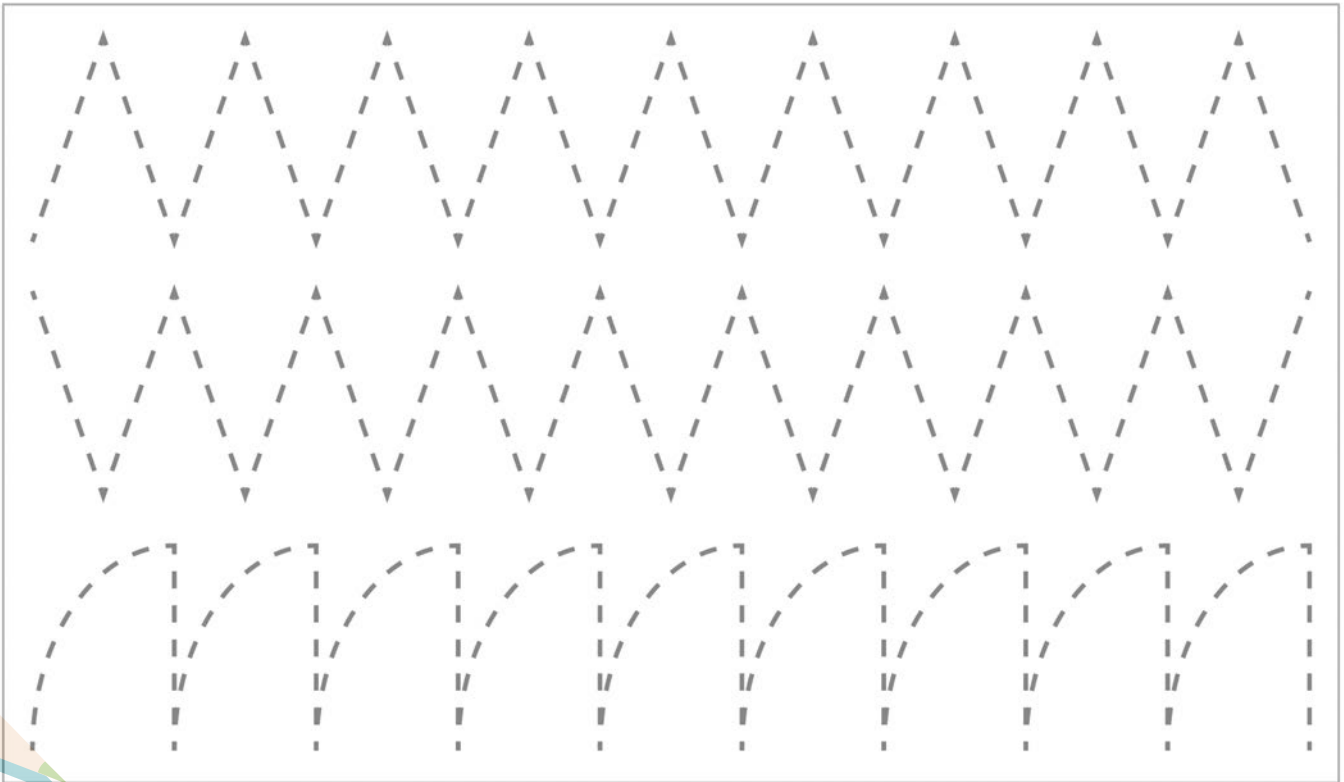
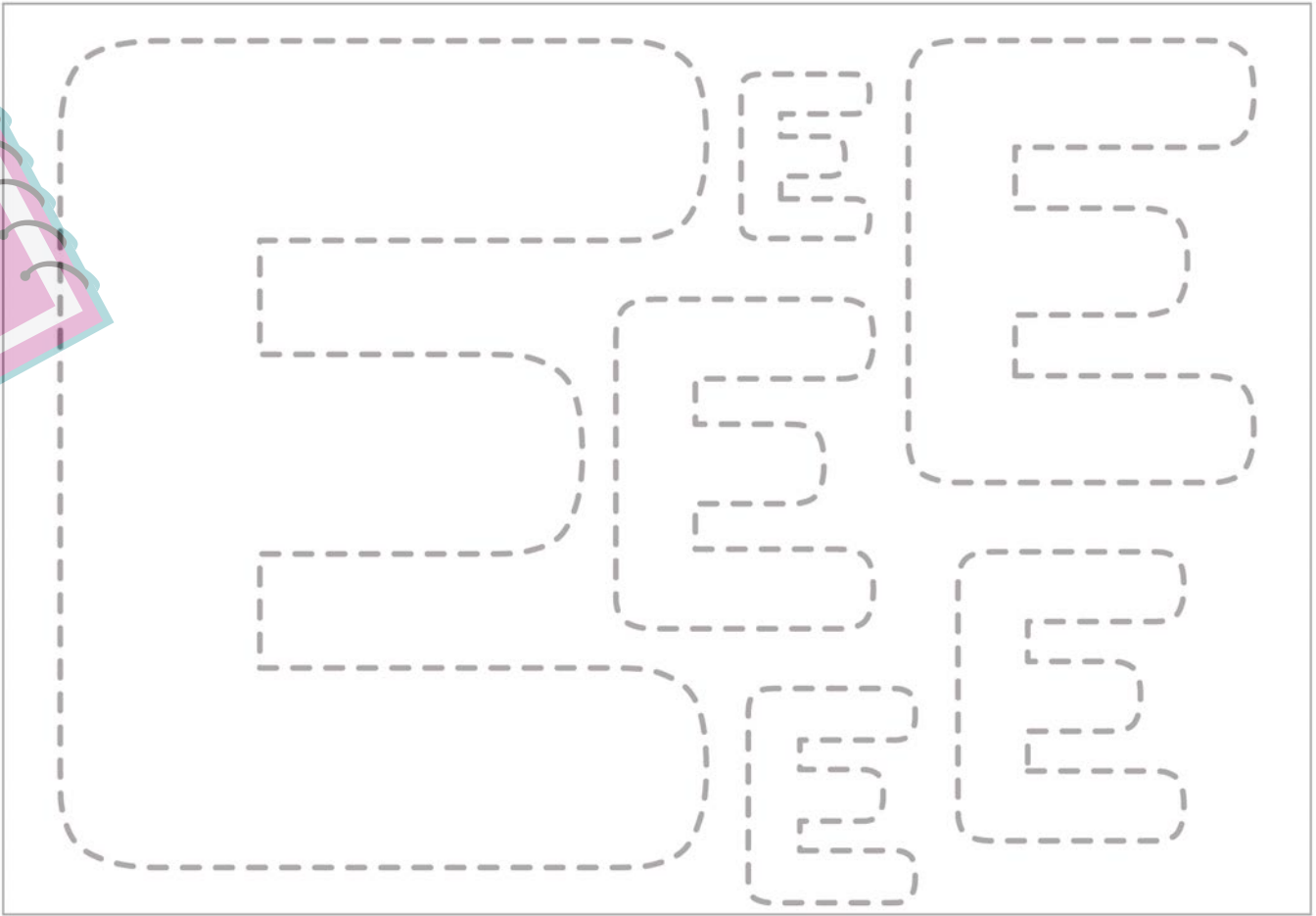
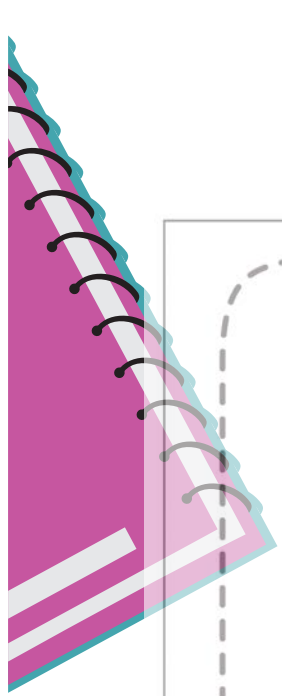
SCHWUNGÜBUNGEN

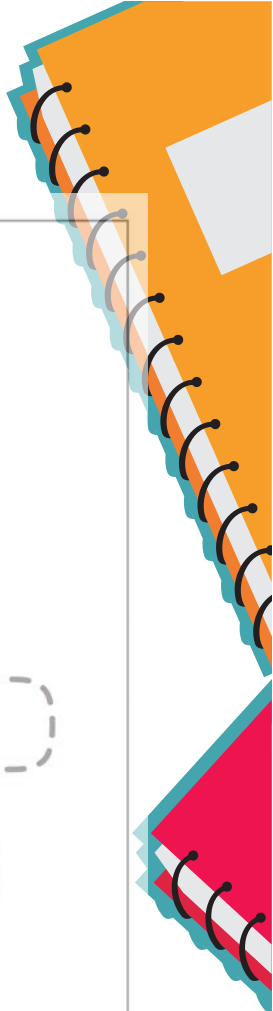
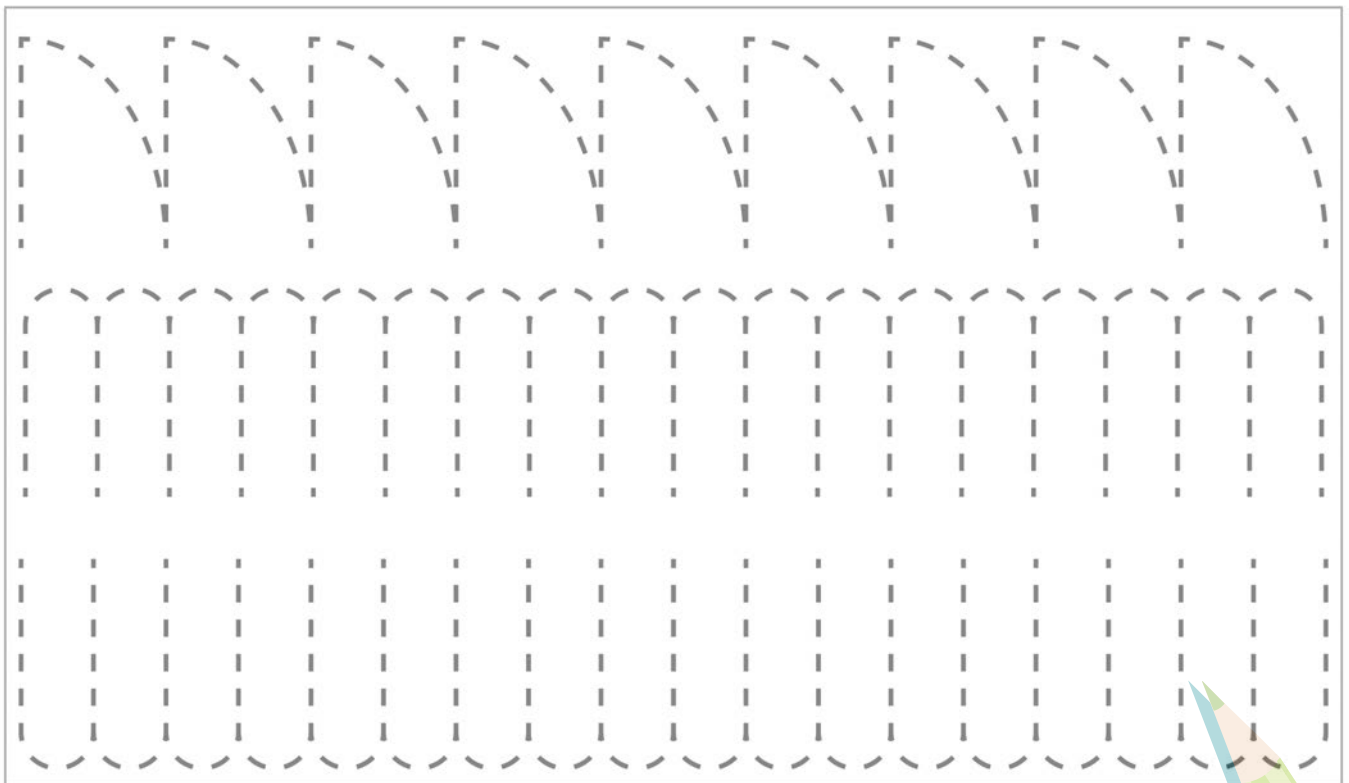



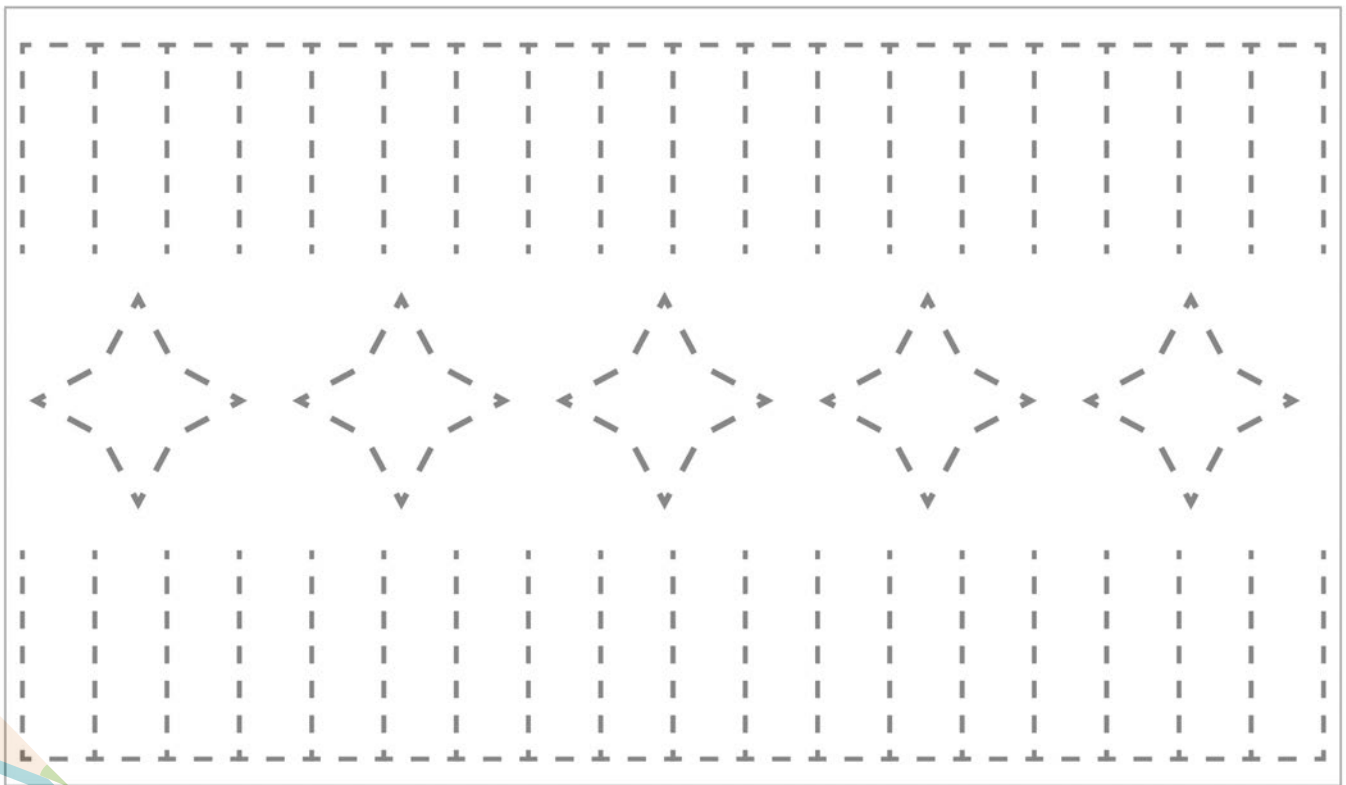

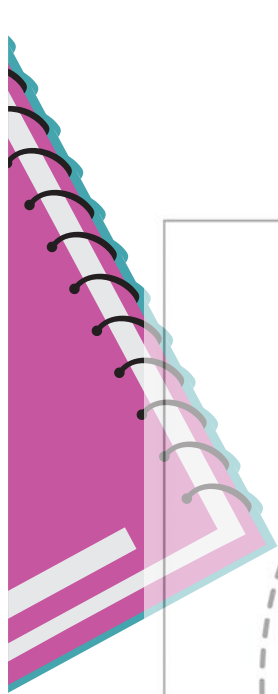


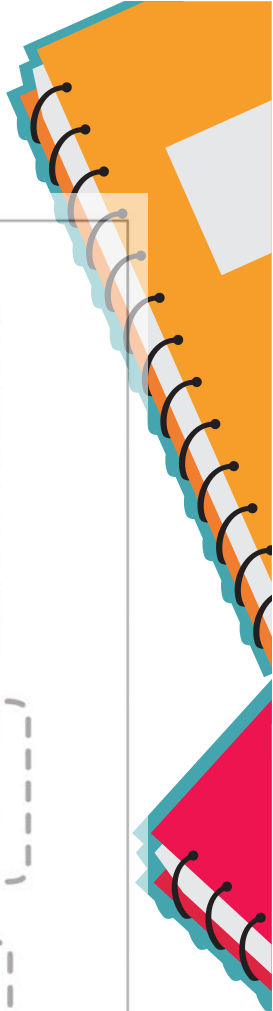




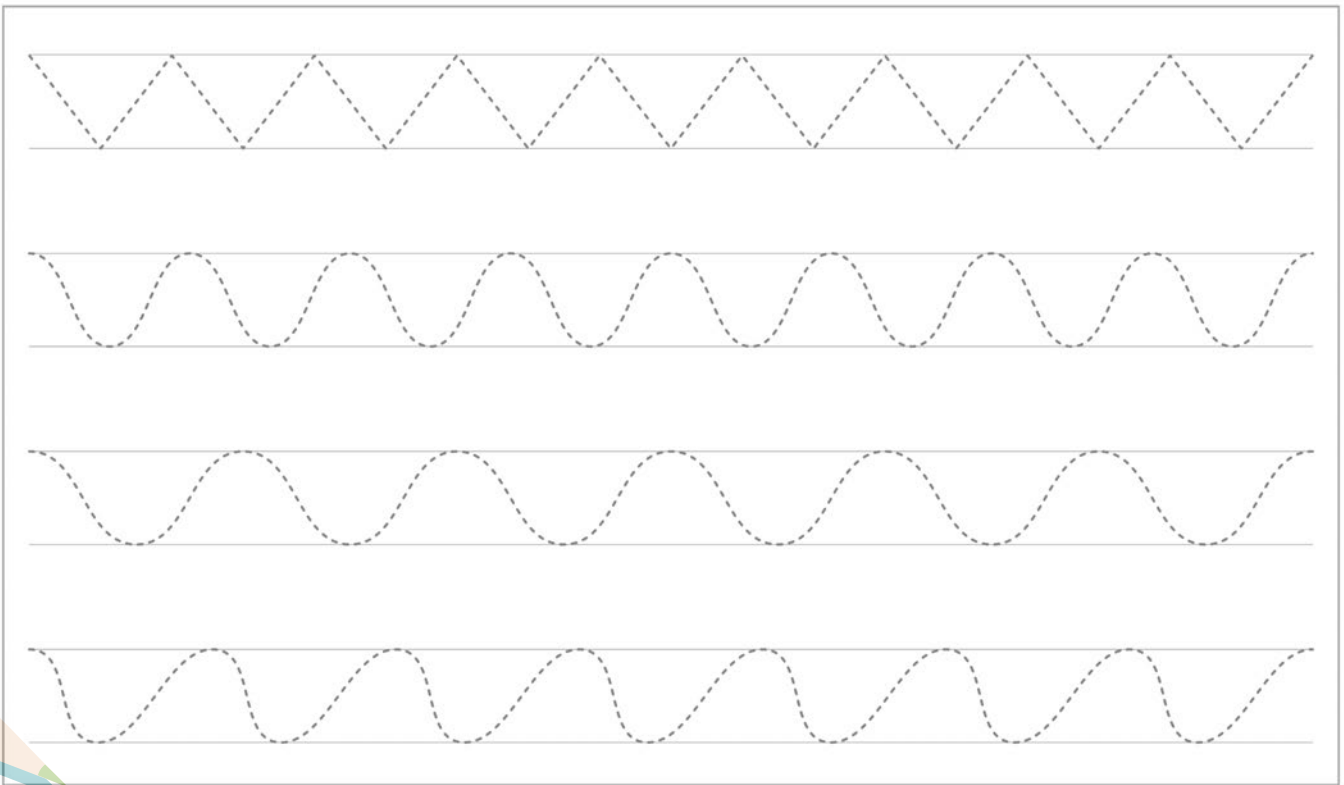
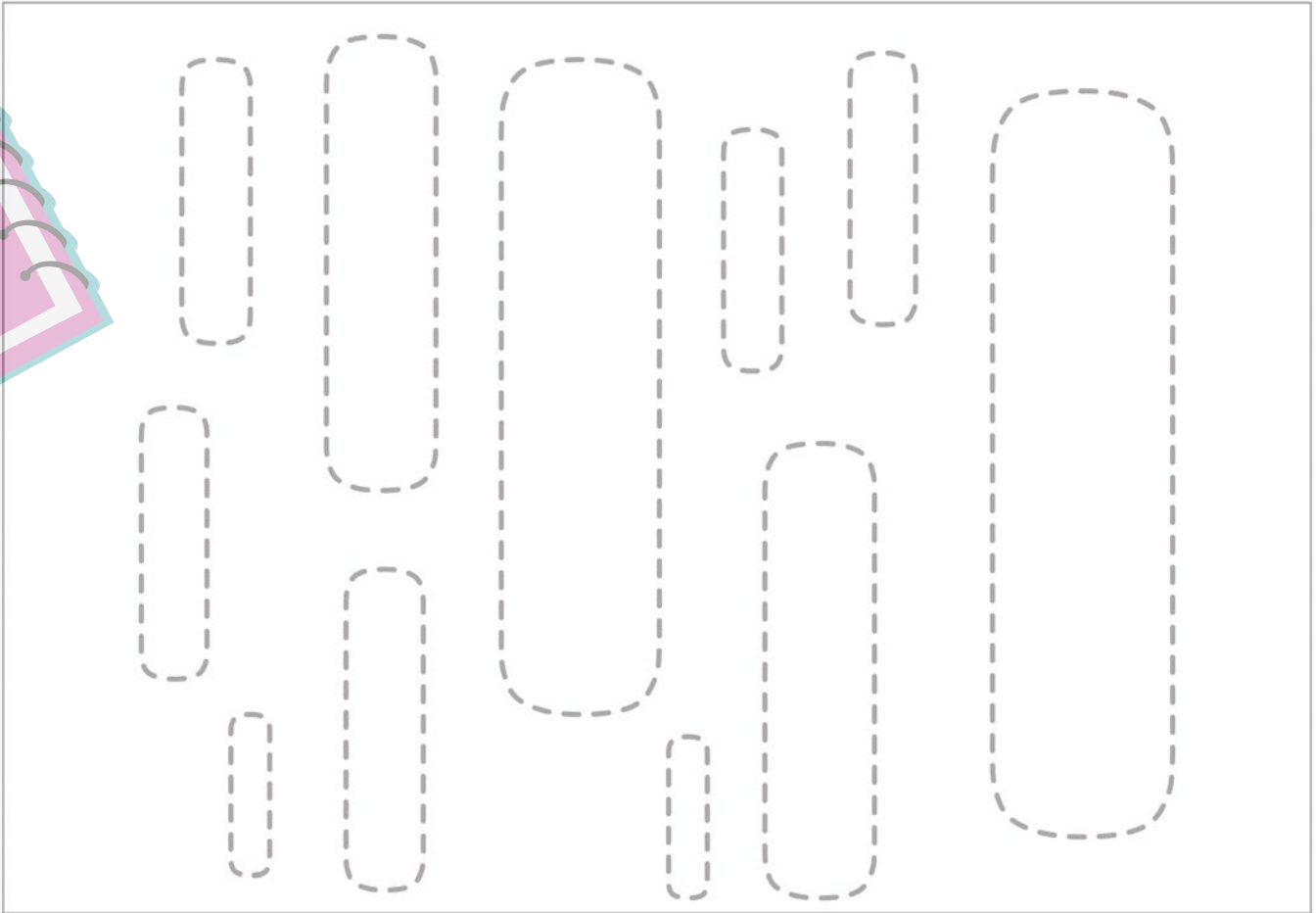
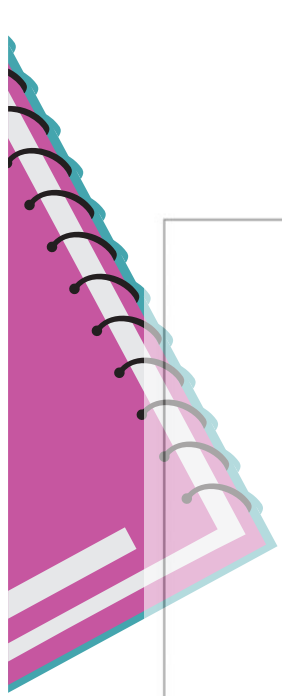


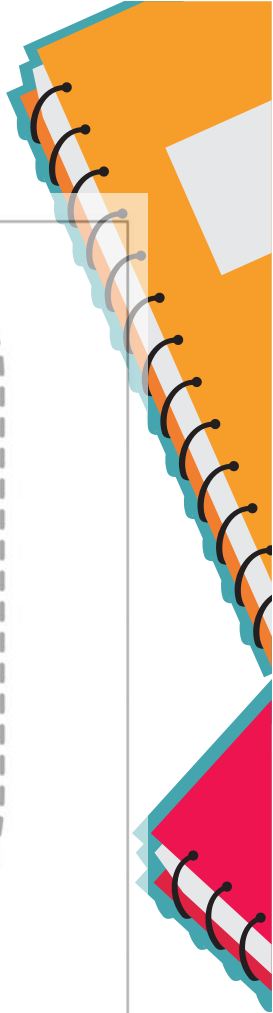
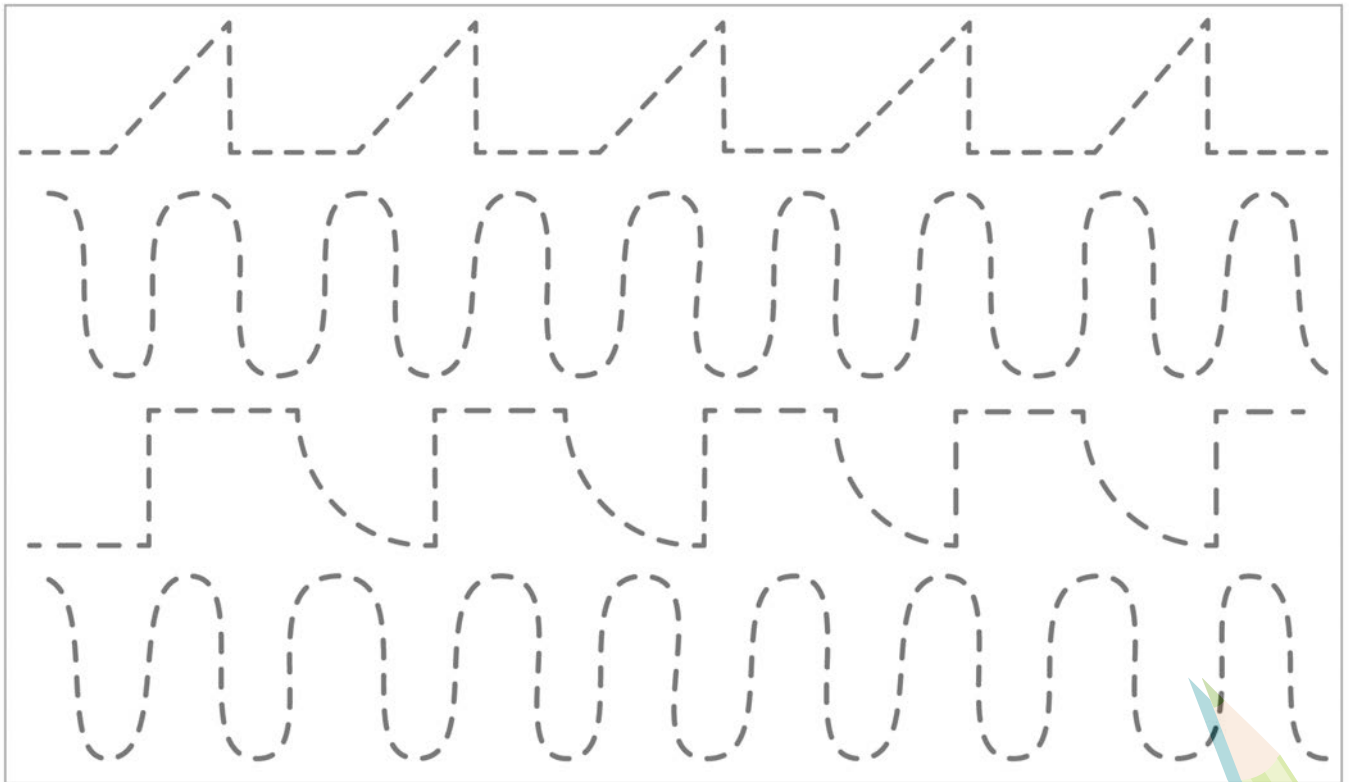




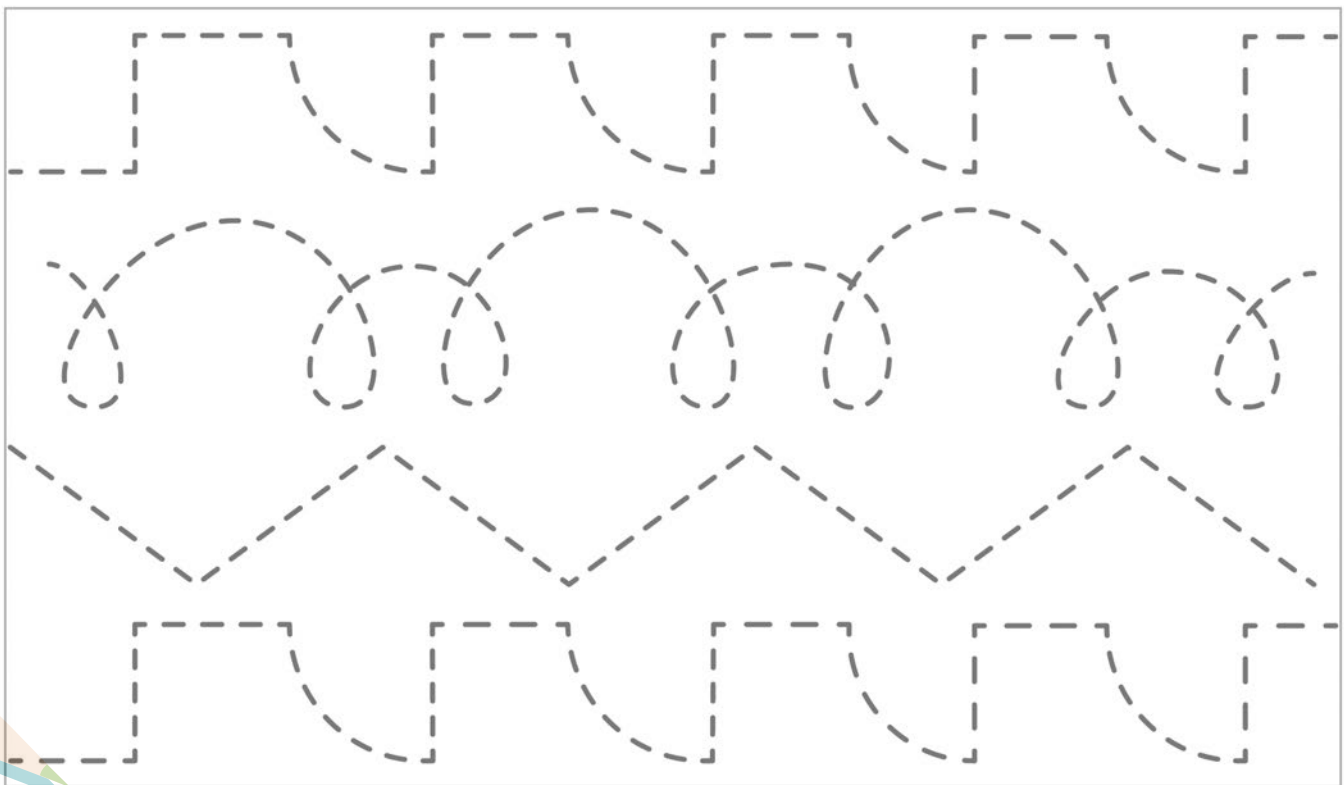

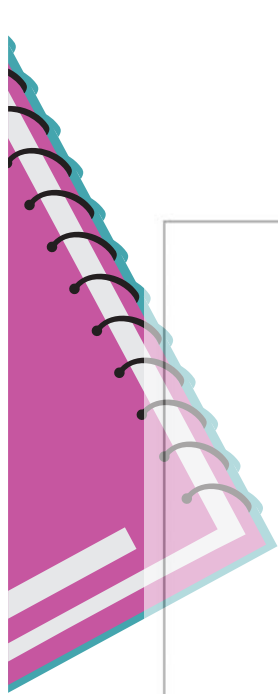


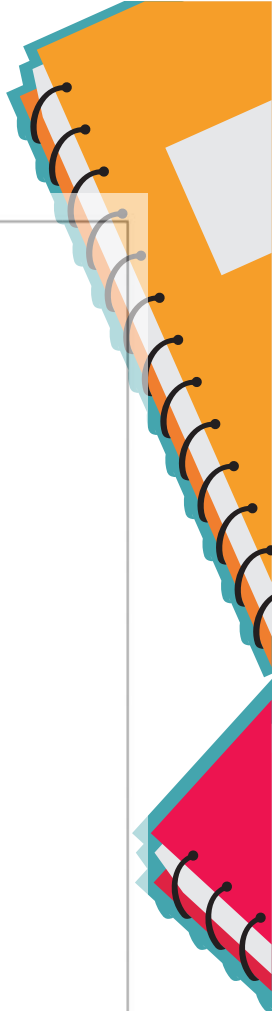
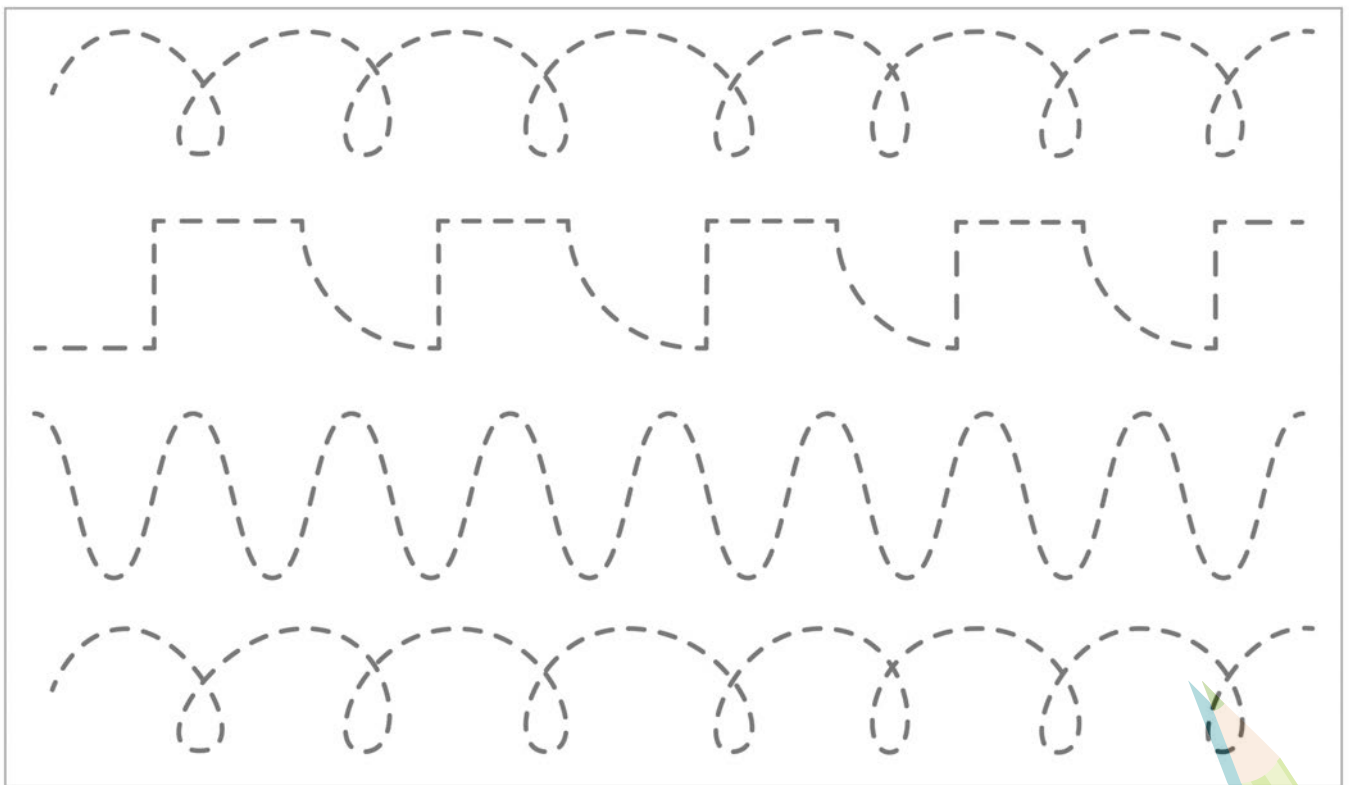




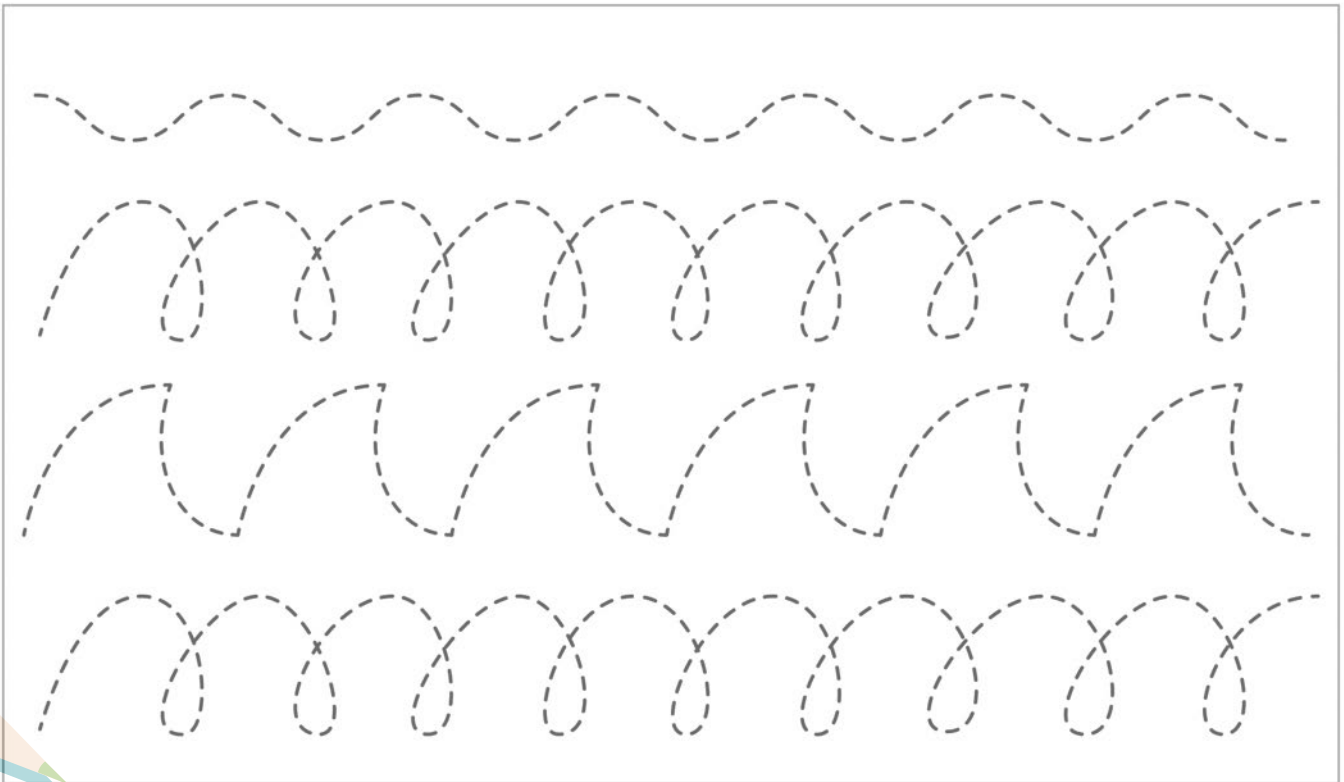

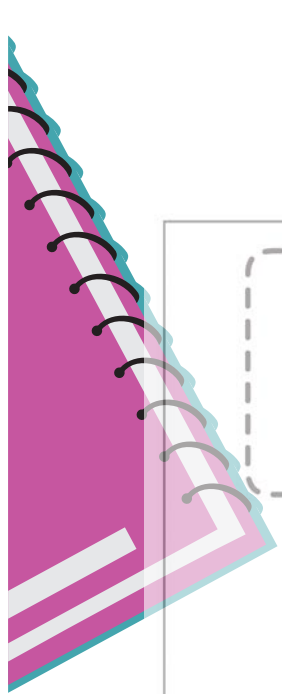


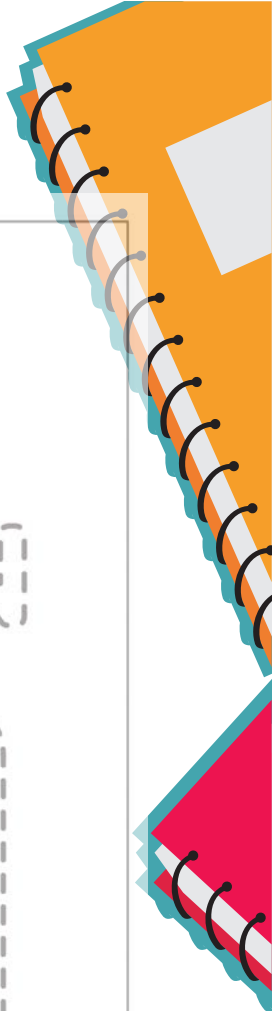
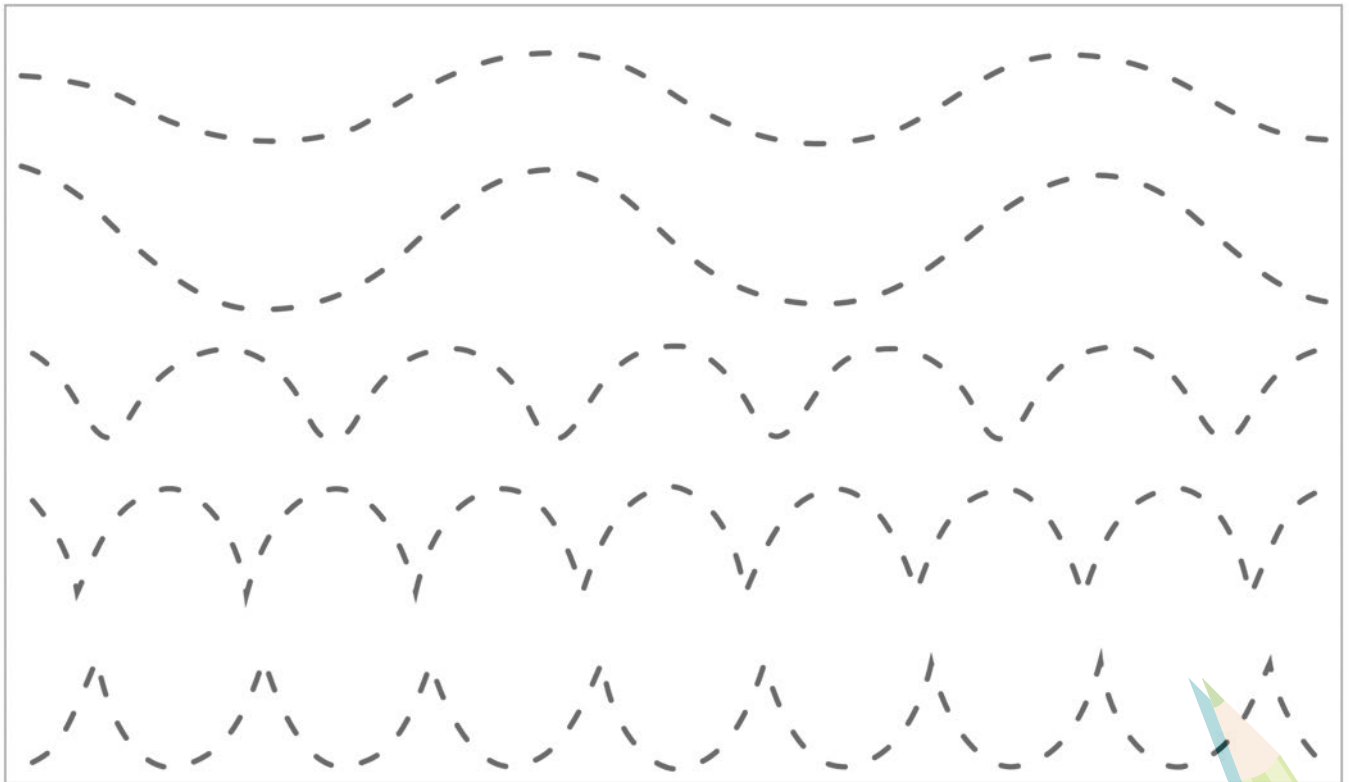



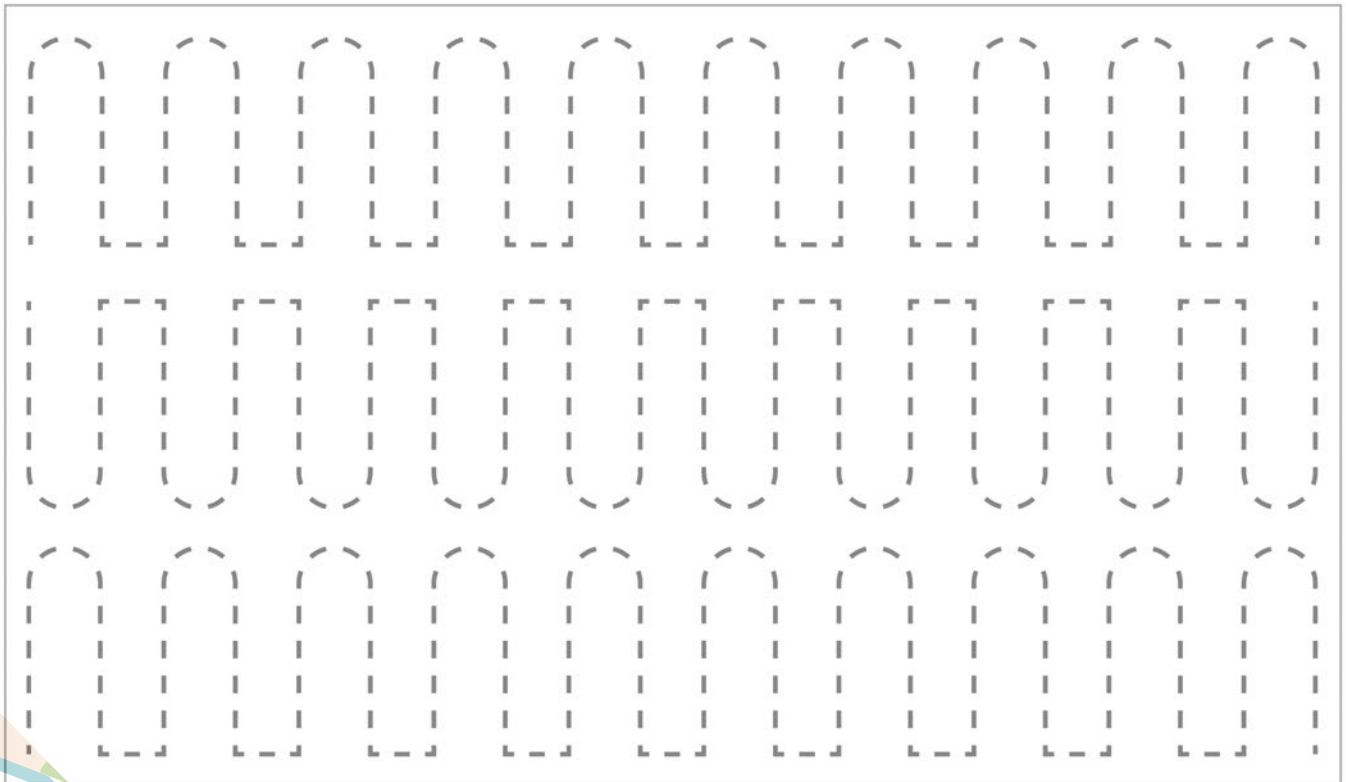
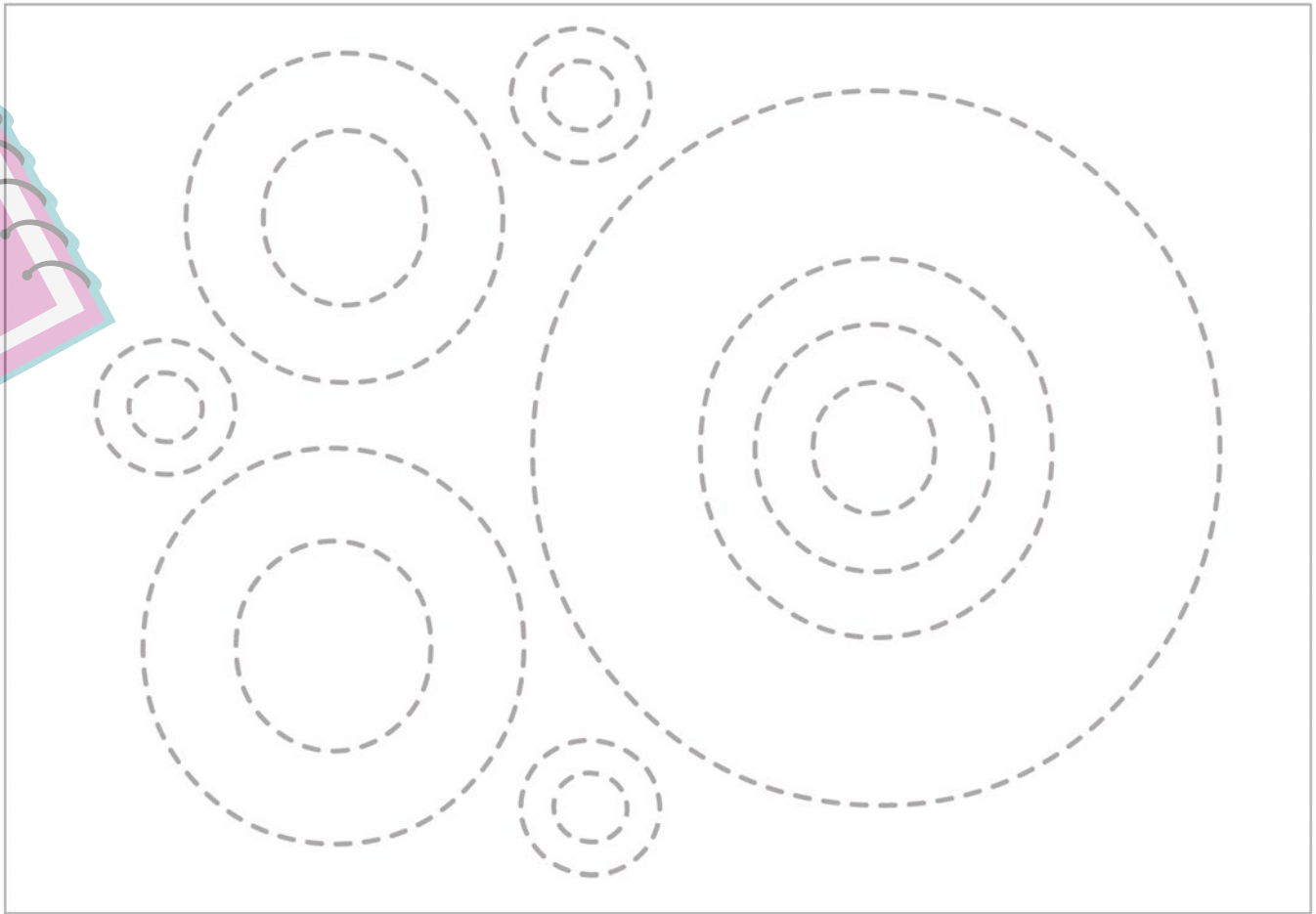
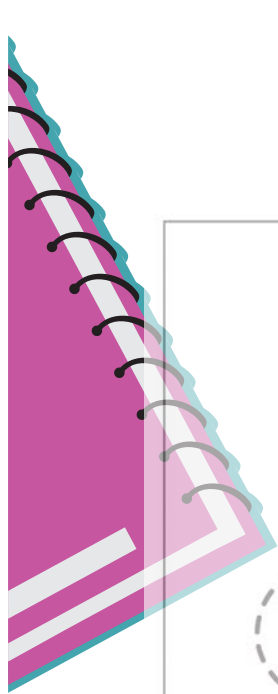


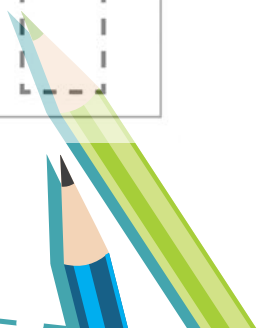
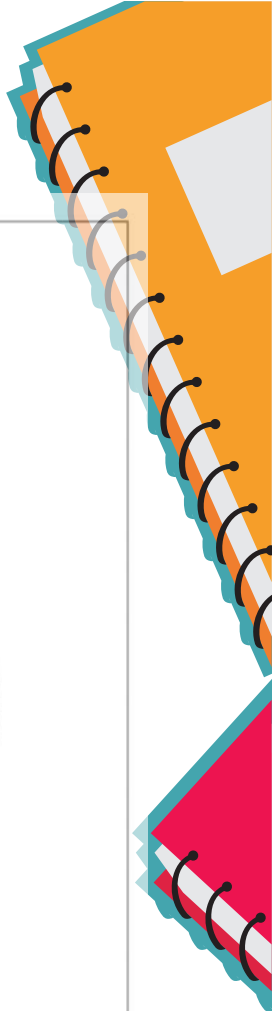








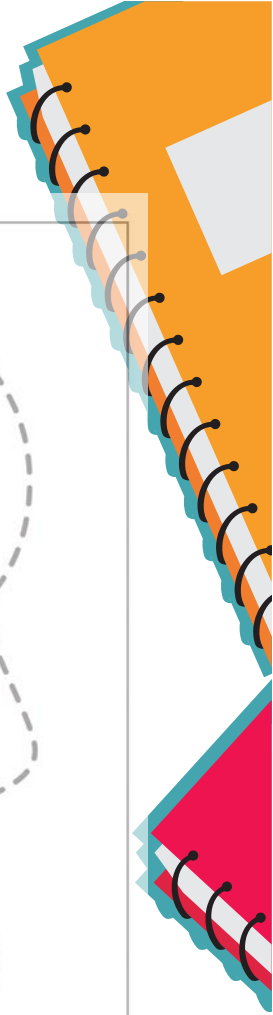
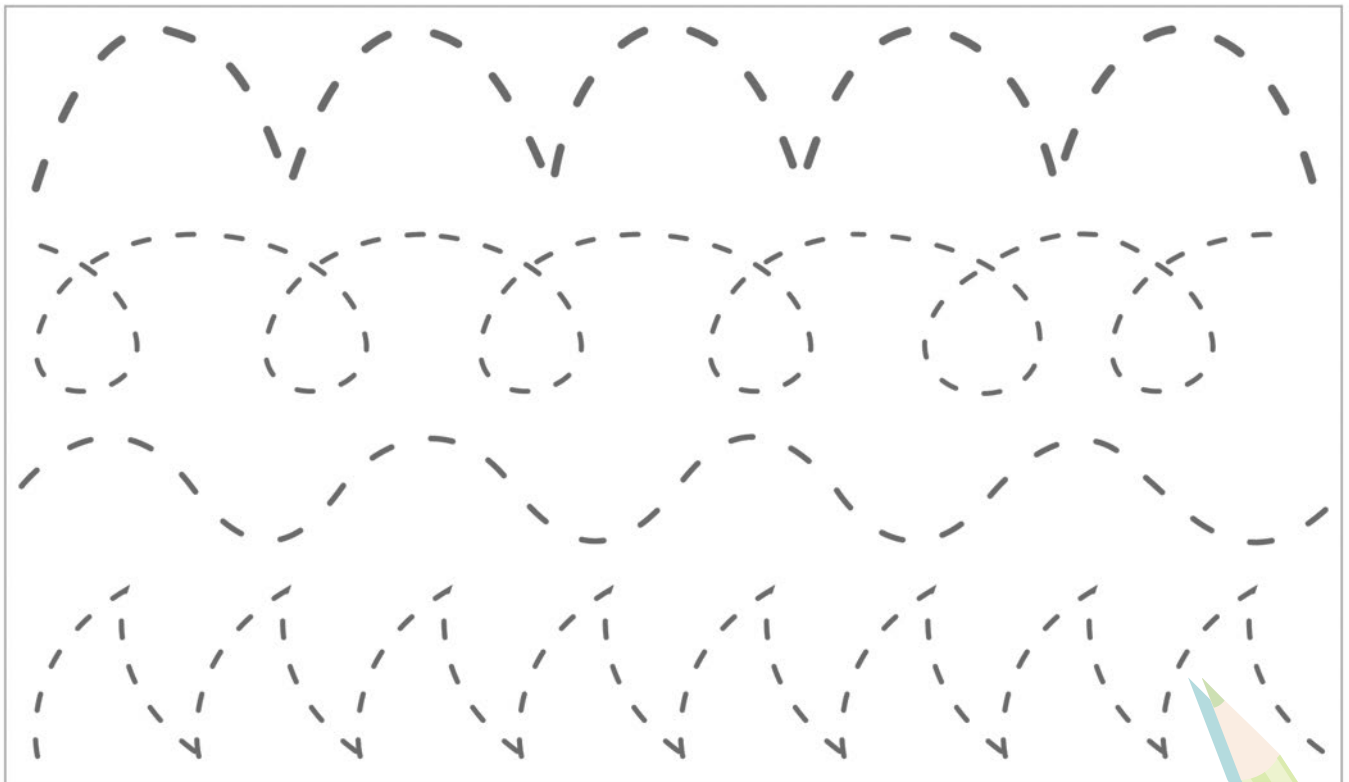







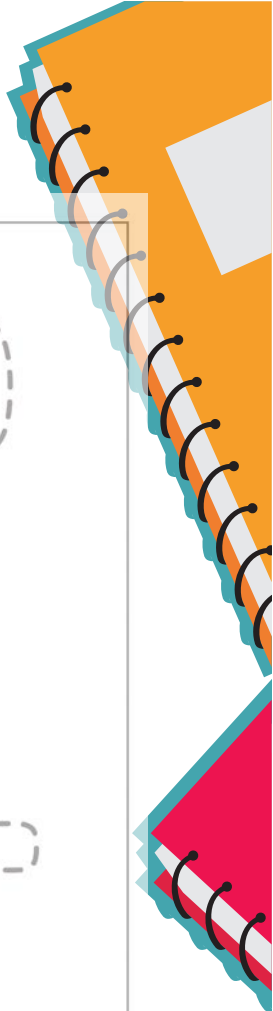
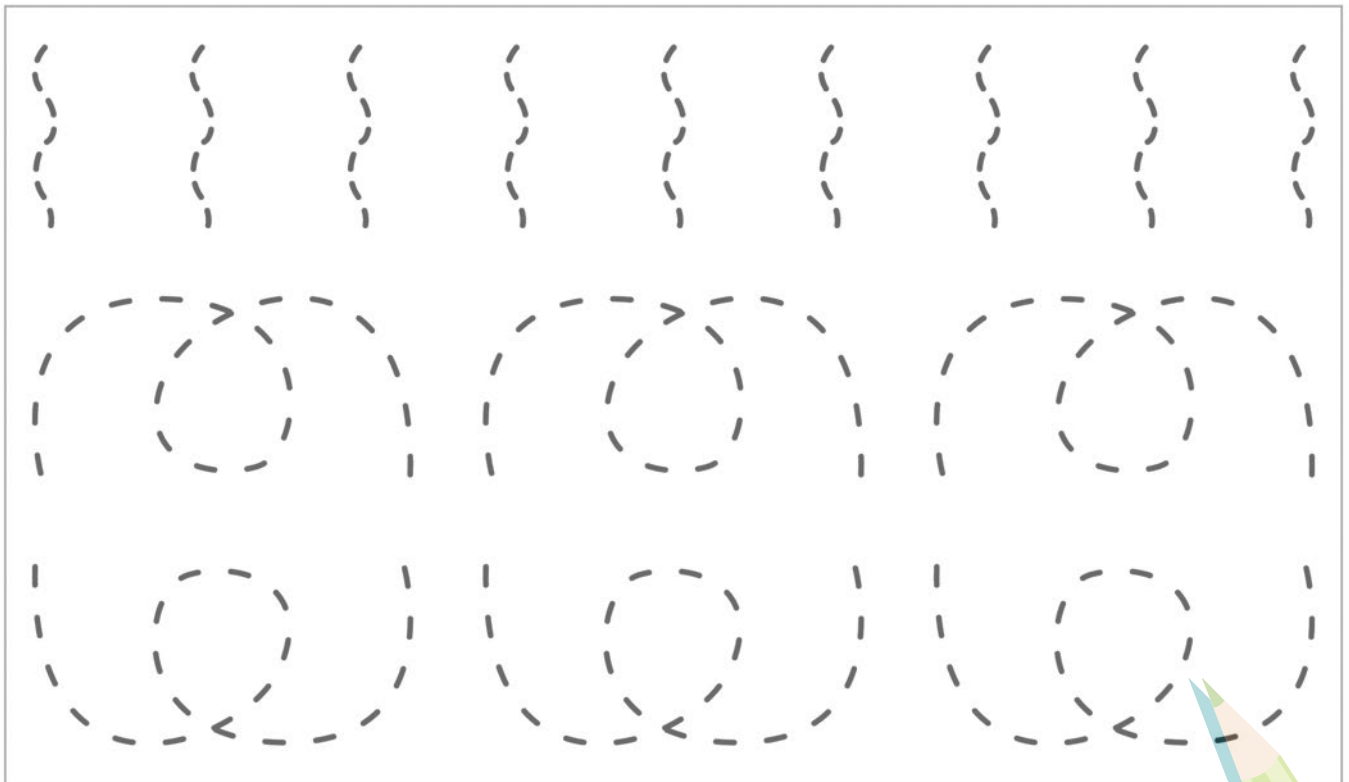



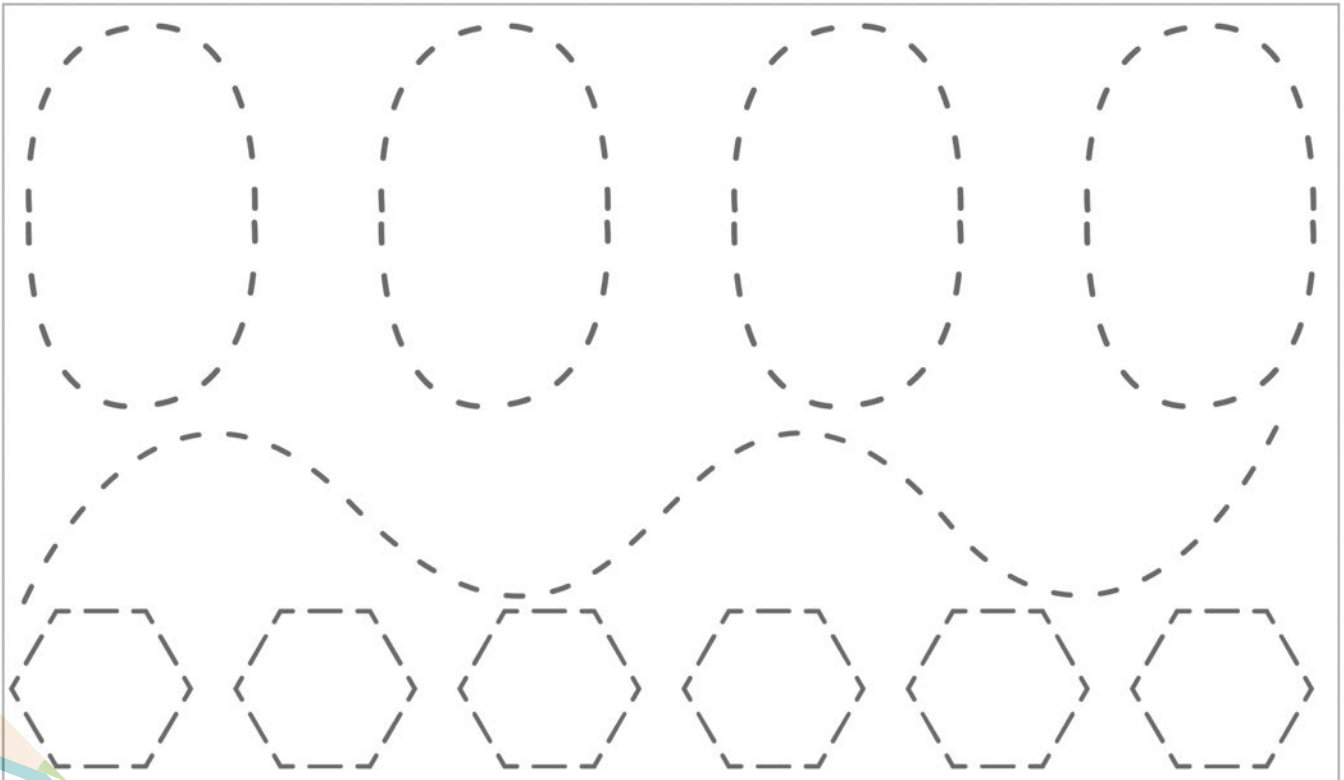

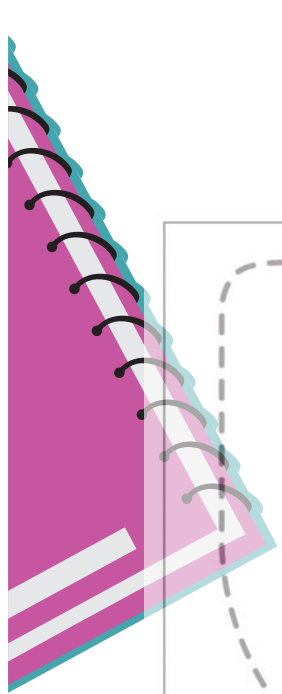


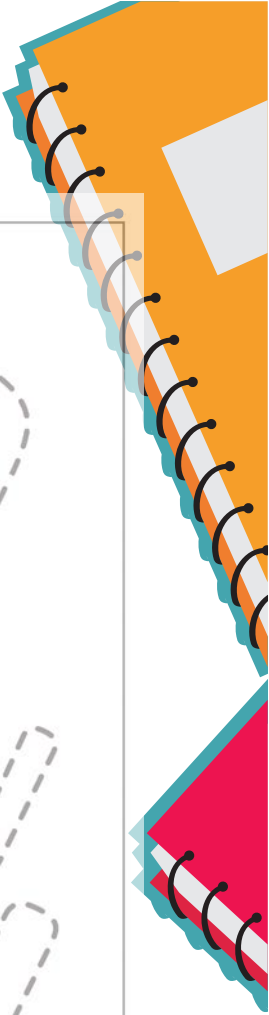






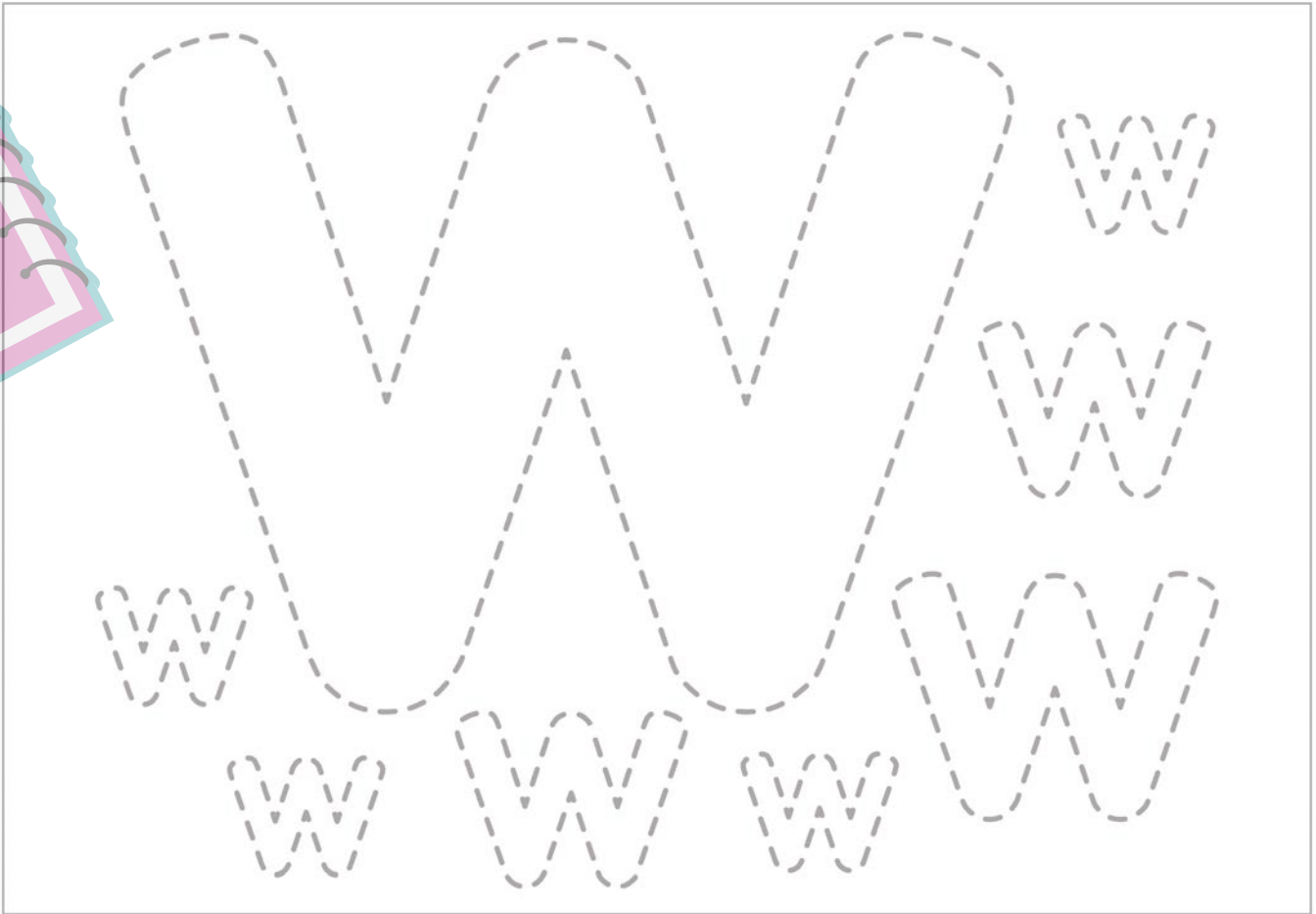




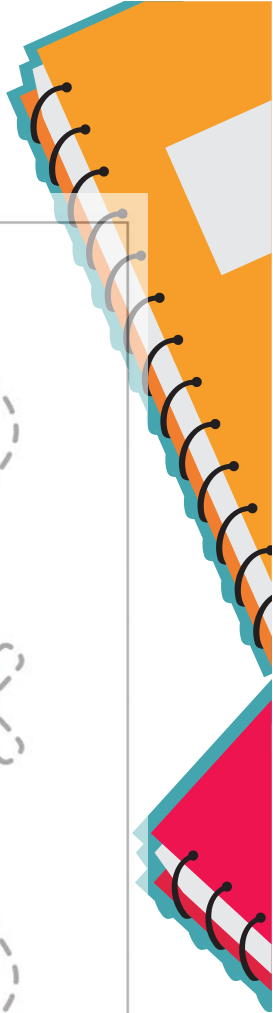








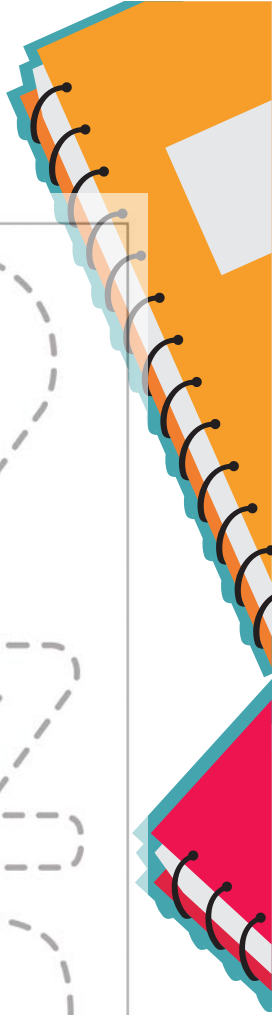


















ALPHABET & BUCHSTABEN





Deine ersten Wörter

So sehen die Wörter in **Druckschrift** aus:

alle am auf

Ameise Affe

Auto fahren

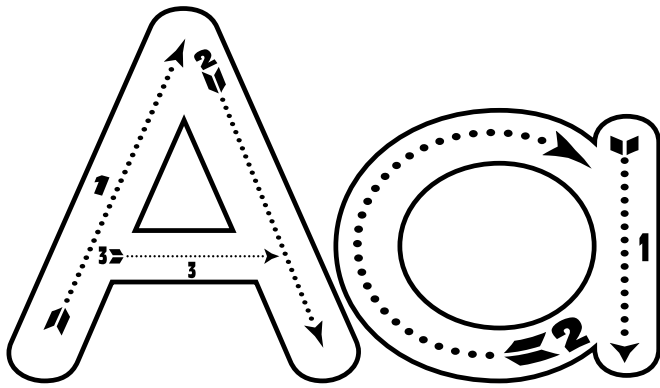
So sehen die Wörter in **Schreibschrift** aus:

alle am auf

Ameise Affe

Auto fahren





Yy	Aa	Aa	Aa	Aa	Aa	Ff	Gg	Aa
Zz	Aa	Cc	Dd	Ee	Aa	Aa	Aa	Aa
Ii	Aa	Dd	Ee	Ff	Gg	Hh	Ii	Bb
Bb	Aa	Aa	Aa	Aa	Aa	Aa	Jj	Cc
Cc	Ee	Pp	Qq	Ff	Rr	Aa	Gg	Dd
Aa	Aa	Aa	Aa	Ii	Jj	Aa	Ll	Ee
Aa	Gg	Hh	Aa	Gg	Kk	Aa	Mm	Ff
Aa	Hh	Ii	Aa	Kk	Ll	Aa	Nn	Gg
Aa	Ii	Jj	Aa	Aa	Aa	Aa	Oo	Hh

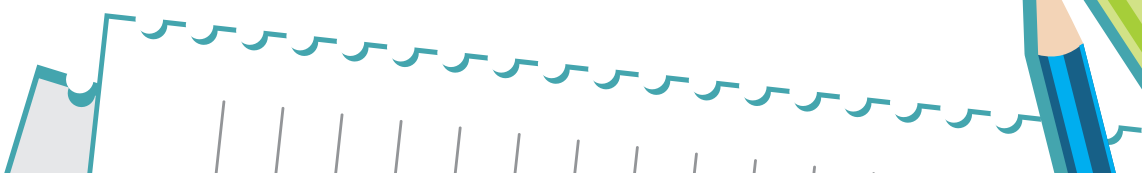
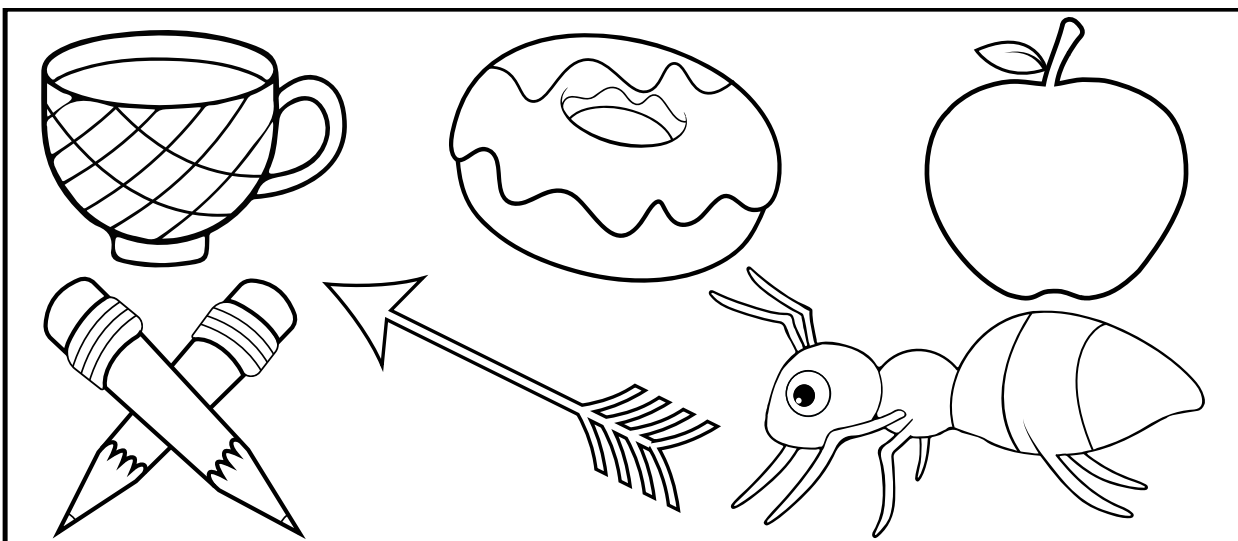
Zeichne den Buchstaben nach und male die Bilder aus, die mit dem Buchstaben beginnen.

Druckschrift

Aa Aa Aa Aa

Schreibschrift

Aa Aa Aa Aa





Druckschrift



a a a a a a a a

A A A A A A A A



A a A a A a A a

Toll machst du das! Probiere jetzt die Zeile alleine fertig zu schreiben.

a

A

A a



Schreibschrift

a a a a a a a


A A A A A A

A a A a A a

a

A

A a






Suchen & Finden

Finde die Buchstaben Aa und male sie mit deiner Lieblingsfarbe an.



A a



Suchen & Finden

Finde die Buchstaben Oo und male sie mit deiner Lieblingsfarbe an.

O o





Deine ersten Wörter

So sehen die Wörter in **Druckschrift** aus:

bei bin bist

Brot Baum Bild

Ball spielen

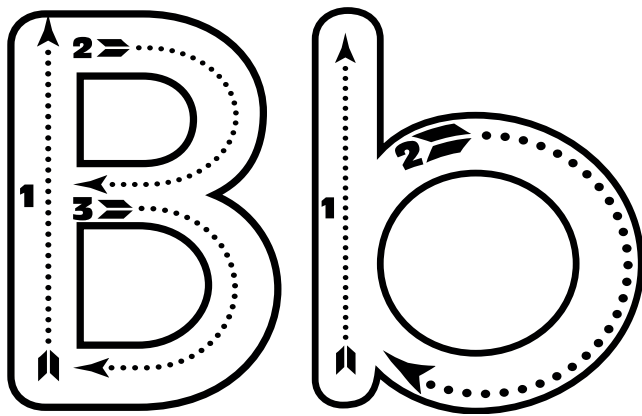
So sehen die Wörter in **Schreibschrift** aus:

bei bin bist

Brot Baum Bild

Ball spielen





Bb	Bb	Bb	Bb	Bb	Bb	Nn	Oo	Pp
Ww	Ii	Jj	Kk	Ll	Bb	Tt	Nn	Xx
Xx	Jj	Bb	Bb	Bb	Bb	Uu	Oo	Yy
Yy	Bb	Bb	Mm	Nn	Oo	Vv	Pp	Zz
Zz	Bb	Uu	Hh	Vv	Ii	Ww	Jj	Aa
Aa	Bb	Bb	Bb	Bb	Qq	Xx	Rr	Aa
Aa	Nn	Oo	Pp	Bb	Bb	Bb	Bb	Bb
Cc	Oo	Pp	Qq	Rr	Ss	Zz	Tt	Bb
Pp	Qq	Rr	Ss	Tt	Uu	Vv	Ww	Bb

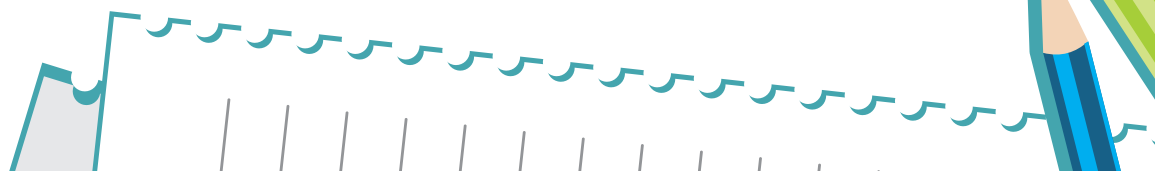

Zeichne den Buchstaben nach und male die Bilder aus, die mit dem Buchstaben beginnen.


Druckschrift

B b B b B b B b

Schreibschrift

B b B b B b





Druckschrift

b b b b b b b b

B B B B B B B

B b B b B b B b

Toll machst du das! Probiere jetzt die Zeile alleine fertig zu schreiben.

b

B

B b



Schreibschrift

b b b b b b


B B B B B B

B b B b B b

b

B

B b





Deine ersten Wörter

So sehen die Wörter in **Druckschrift** aus:

campen catchen

Christbaum Cafe

Cornflakes essen

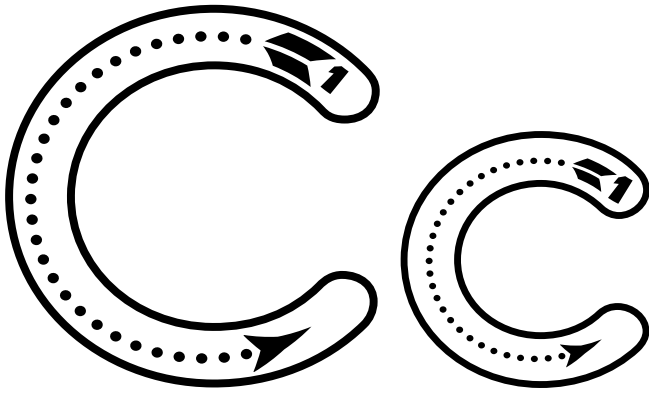
So sehen die Wörter in **Schreibschrift** aus:

campen catchen

Christbaum Cafe

Cornflakes essen



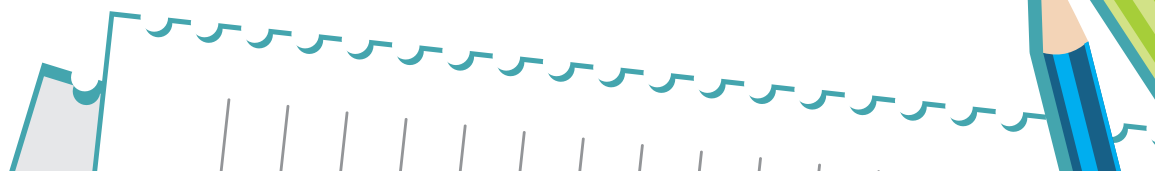




Qq	Rr	Ss	Tt	Uu	Cc	Cc	Cc	Cc
Yy	Oo	Uu	Pp	Qq	Cc	Rr	Ss	Bb
Zz	Pp	Vv	Qq	Rr	Cc	Ss	Tt	Bb
Aa	Qq	Ww	Rr	Cc	Cc	Tt	Uu	Dd
Bb	Kk	Xx	Cc	Cc	Yy	Nn	Oo	Ee
Bb	Ss	Yy	Cc	Uu	Cc	Cc	Cc	Ff
Dd	Tt	Cc	Cc	Vv	Cc	Ww	Cc	Gg
Ee	Uu	Cc	Vv	Ww	Cc	Xx	Cc	Hh
Yy	Zz	Cc	Cc	Cc	Cc	Ee	Cc	li

Zeichne den Buchstaben nach und male die Bilder aus, die mit dem Buchstaben beginnen.

Druckschrift

Schreibschrift






Druckschrift

Handwriting practice lines for the letter 'c' in print script. The first row contains eight dashed lowercase 'c's for tracing. The second row contains six dashed uppercase 'C's for tracing. The third row contains four pairs of dashed uppercase 'C' and lowercase 'c' for tracing.

Toll machst du das! Probiere jetzt die Zeile alleine fertig zu schreiben.

Three sets of handwriting lines for independent practice. Each set consists of a top line, a middle line, and a bottom line. The first set starts with a dashed lowercase 'c'. The second set starts with a dashed uppercase 'C'. The third set starts with a dashed uppercase 'C' followed by a dashed lowercase 'c'.



Schreibschrift

c c c c c c



C C C C C C

C c C c C c

c

C

C c





Deine ersten Wörter

So sehen die Wörter in **Druckschrift** aus:

die der das dich

Delphin Dachs

Danke sagen

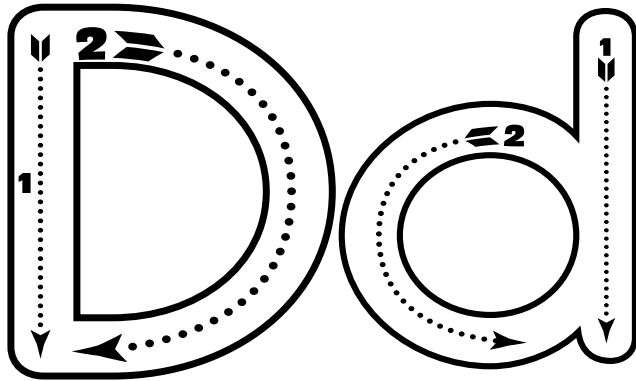
So sehen die Wörter in **Schreibschrift** aus:

die der das dich

Delphin Dachs

Danke sagen





Jj	Kk	Ll	Mm	Nn	Oo	Pp	Qq	Dd
ll	Kk	Ll	Mm	Nn	Dd	Dd	Dd	Dd
Jj	Ll	Mm	Dd	Dd	Dd	Qq	Rr	Kk
Kk	Dd	Dd	Dd	Pp	Qq	Rr	Ss	Ll
ll	Dd	Oo	Pp	Qq	Rr	Ss	Tt	Jj
Mm	Dd	Dd	Dd	Dd	Ss	Tt	Uu	Nn
Nn	Pp	Qq	Rr	Dd	Tt	Uu	Vv	Oo
Ll	Qq	Rr	Ss	Dd	Uu	Vv	Ww	Mm
Dd	Dd	Dd	Dd	Dd	Ww	Xx	Yy	Zz

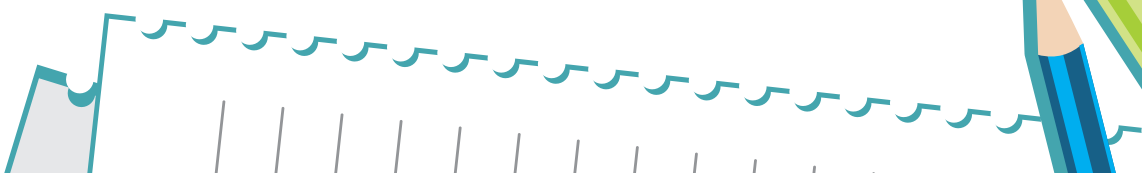

Zeichne den Buchstaben nach und male die Bilder aus, die mit dem Buchstaben beginnen.


Druckschrift

D d D d D d D d

Schreibschrift

D d D d D d





Druckschrift



d d d d d d d d

D D D D D D D


D d D d D d D d

Toll machst du das! Probiere jetzt die Zeile alleine fertig zu schreiben.

d

D

D d



Schreibschrift

d d d d d


D D D D D D

D d D d D d

d

D

D d





Deine ersten Wörter

So sehen die Wörter in **Druckschrift** aus:

er es ein essen

Esel Eimer Ei

Eis essen

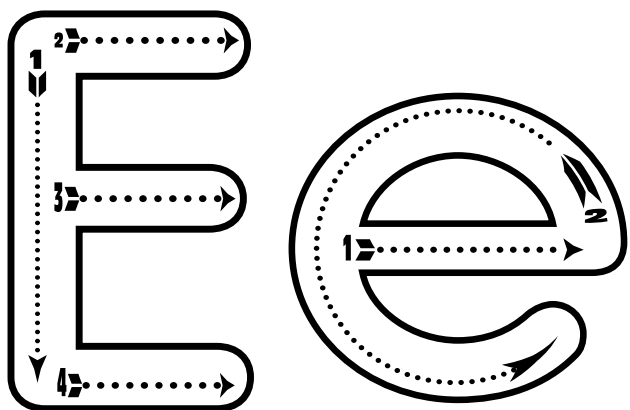
So sehen die Wörter in **Schreibschrift** aus:

er es ein essen

Esel Eimer Ei

Eis essen



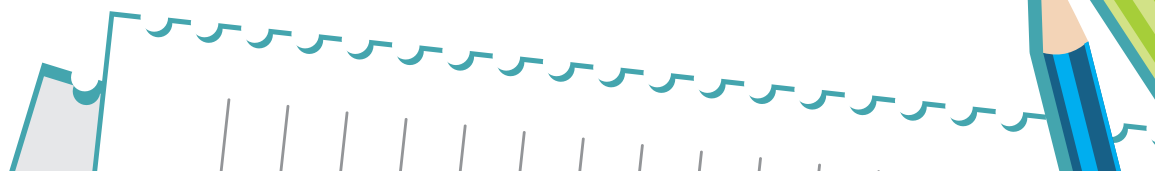




Ss	Tt	Uu	Vv	Ww	Xx	Yy	Zz	Ee
Ff	Rr	Ss	Tt	Ee	Ee	Ee	Ww	Ee
Gg	Ss	Tt	Uu	Ee	Ww	Ee	Xx	Ee
Hh	Tt	Uu	Ee	Ee	Xx	Ee	Ee	Ee
Kk	Ee	Ee	Ee	Xx	Yy	Ff	Zz	Ll
Jj	Ee	Ww	Xx	Yy	Zz	Aa	Bb	Kk
Kk	Ee	Ee	Ee	Ee	Aa	Bb	Cc	Ll
Nn	Xx	Yy	Zz	Ee	Ee	Ee	Ee	Oo
Aa	Bb	Cc	Dd	Cc	Ff	Gg	Ee	li

Zeichne den Buchstaben nach und male die Bilder aus, die mit dem Buchstaben beginnen.

Druckschrift

Schreibschrift





Druckschrift

e e e e e e e e

E E E E E E E E


E e E e E e E e

Toll machst du das! Probiere jetzt die Zeile alleine fertig zu schreiben.

e

E

E e



Schreibschrift

e e e e e e e



ε ε ε ε ε ε ε

ε e ε e ε e ε e







e

ε


ε e



Male die richtigen Buchstaben aus.



Male die richtigen Buchstaben aus.





Deine ersten Wörter

So sehen die Wörter in **Druckschrift** aus:

fahren finden

Fisch Finger

Freunde treffen

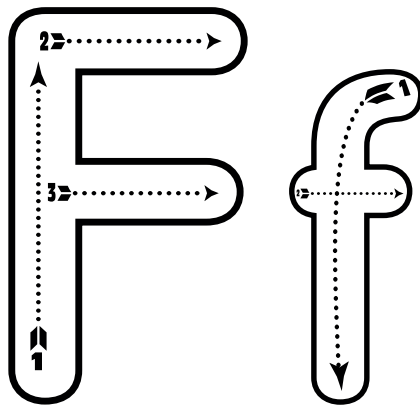
So sehen die Wörter in **Schreibschrift** aus:

fahren finden

Fisch Finger

Freunde treffen

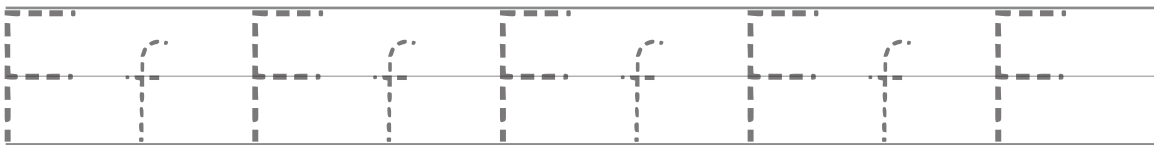




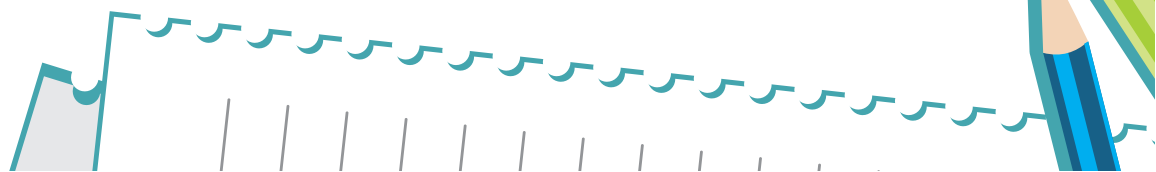

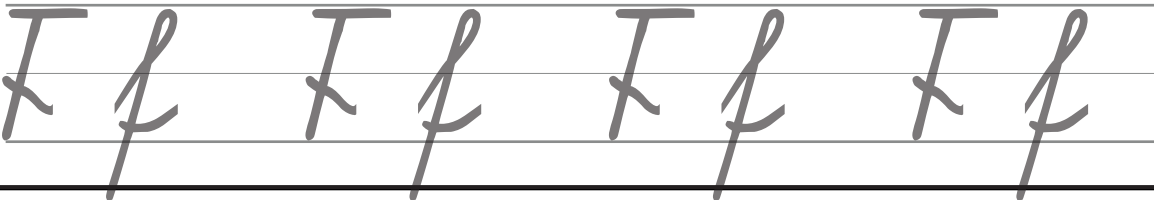
Ff	Ff	Ff	Ee	Cc	Gg	Hh	Ii	Jj
Hh	Cc	Ff	Ff	Ff	Ee	Aa	Bb	Kk
Ii	Dd	Ee	Zz	Ff	Cc	Bb	Cc	Ll
Jj	Bb	Cc	Aa	Ff	Ff	Cc	Dd	Mm
Mm	Aa	Gg	Bb	Cc	Ff	Dd	Ee	Nn
Ll	Cc	Ff	Ff	Ff	Ff	Hh	Ii	Oo
Mm	Dd	Ff	Cc	Gg	Hh	Ii	Jj	Pp
Pp	Dd	Ff	Ff	Ff	Ff	Ff	Ff	Qq
Jj	Kk	Ll	Mm	Nn	Oo	Pp	Ff	Rr


Zeichne den Buchstaben nach und male die Bilder aus, die mit dem Buchstaben beginnen.

Druckschrift

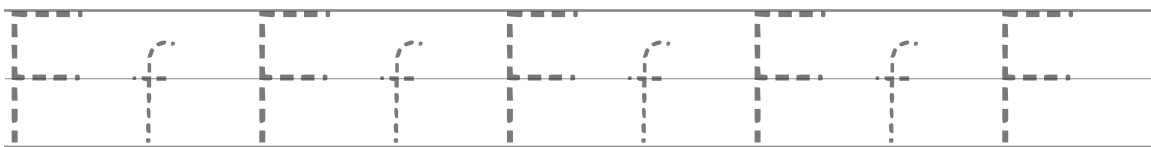
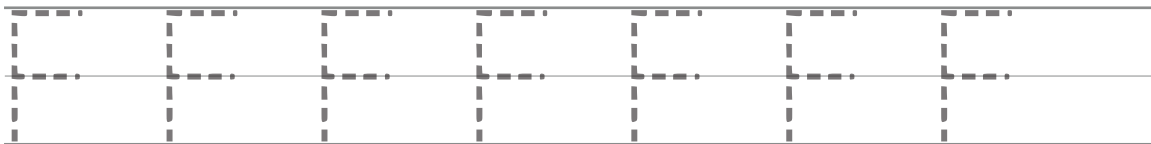
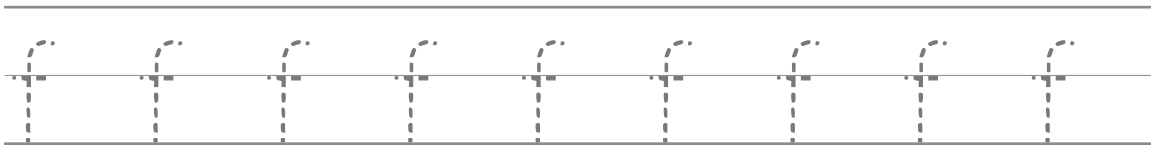


Schreibschrift





Druckschrift



Toll machst du das! Probiere jetzt die Zeile alleine fertig zu schreiben.



Schreibschrift

f f f f f f

F F F F F F

F f F f F f F f

f

F

F f





Deine ersten Wörter

So sehen die Wörter in **Druckschrift** aus:

gut gehen geben

Gans Garten

Ein Glas Wasser


So sehen die Wörter in **Schreibschrift** aus:

gut gehen geben

Gans Garten

Ein Glas Wasser





Ss	Tt	Gg	Gg	Gg	Xx	Yy	Gg	Aa
Oo	Tt	Gg	Vv	Gg	Xx	Yy	Gg	Pp
Pp	Uu	Gg	Ww	Gg	Gg	Zz	Gg	Qq
Qq	Gg	Gg	Xx	Yy	Gg	Gg	Gg	Rr
Uu	Gg	Xx	Yy	Zz	Aa	Bb	Cc	Vv
Vv	Gg	Gg	Gg	Aa	Bb	Cc	Dd	Ww
Tt	Yy	Zz	Aa	Gg	Cc	Dd	Ee	Uu
Xx	Zz	Aa	Bb	Gg	Dd	Ee	Ff	Yy
Aa	Bb	Cc	Dd	Gg	Ff	Cc	Hh	Ii



Zeichne den Buchstaben nach und male die Bilder aus, die mit dem Buchstaben beginnen.


Druckschrift

G g G g G g G g

Schreibschrift

G g G g G g





Druckschrift



g g g g g g g g

G G G G G G

Gg Gg Gg Gg


Toll machst du das! Probiere jetzt die Zeile alleine fertig zu schreiben.



g

G

Gg



Schreibschrift

g g g g g

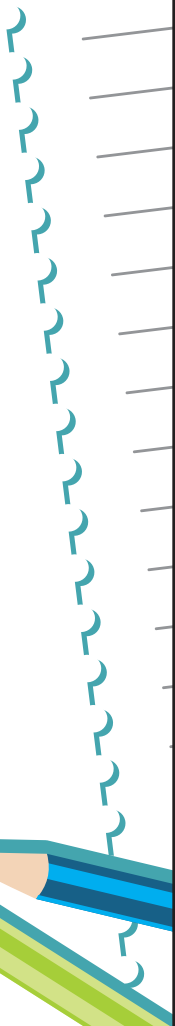
G G G G G

G g G g G g

g

G

G g





Deine ersten Wörter

So sehen die Wörter in **Druckschrift** aus:

heute haben hat

Haus Himmel

Himbeeren essen

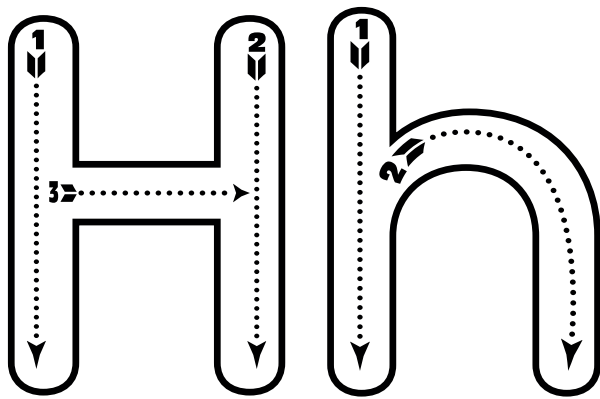
So sehen die Wörter in **Schreibschrift** aus:

heute haben hat

Haus Himmel

Himbeeren essen





Bb	Cc	Dd	Ee	Hh	Hh	Hh	li	Hh
Hh	Hh	Hh	Hh	Hh	Ee	Hh	Ff	Hh
Hh	Bb	Cc	Dd	Ee	Ff	Hh	Gg	Hh
Hh	Hh	Dd	Ee	Ff	Gg	Hh	Rr	Hh
Rr	Hh	Ee	Ff	Hh	Hh	Hh	Jj	Hh
Hh	Hh	Ff	Hh	Hh	li	Jj	Kk	Hh
Hh	Ff	Hh	Hh	li	Hh	Hh	Hh	Hh
Hh	Gg	Hh	li	Hh	Hh	Ll	Kk	Vv
Hh	Kk	Hh	Hh	Hh	Oo	Pp	Ss	li

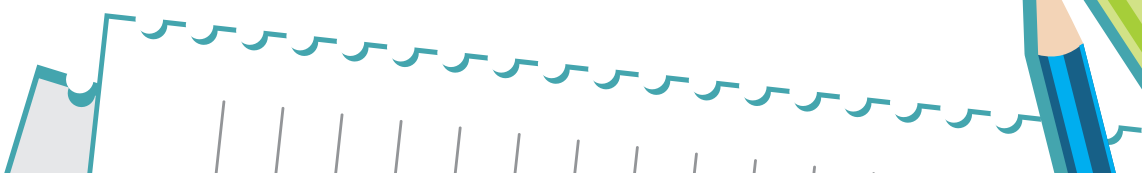

Zeichne den Buchstaben nach und male die Bilder aus, die mit dem Buchstaben beginnen.


Druckschrift

H h H h H h

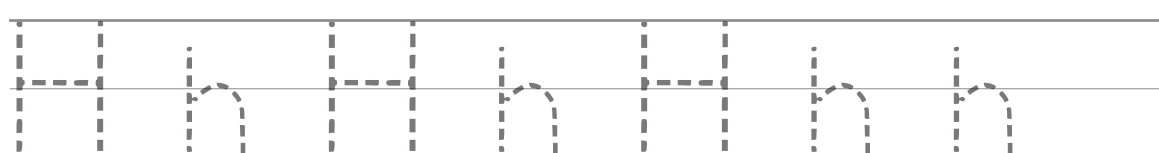
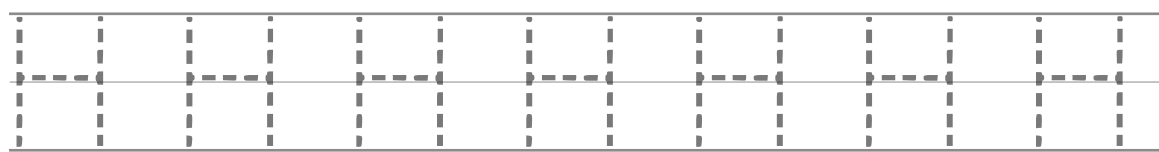
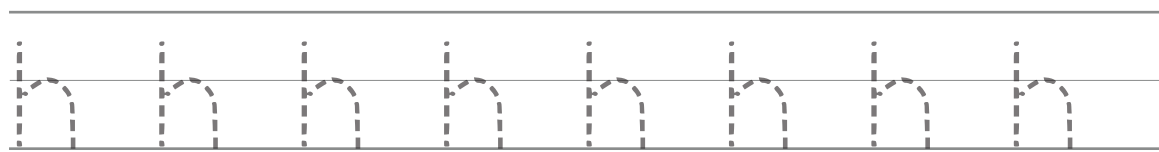
Schreibschrift

H h H h H h






Druckschrift



Toll machst du das! Probiere jetzt die Zeile alleine fertig zu schreiben.



Schreibschrift

h h h h h


H H H H H

H h H h H h

h

H

H h





Deine ersten Wörter

So sehen die Wörter in **Druckschrift** aus:

ich im immer in

Igel Insel Iglu

Igel sind klein

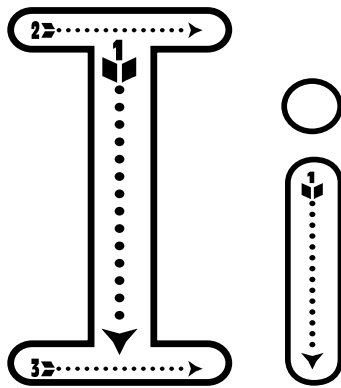
So sehen die Wörter in **Schreibschrift** aus:

ich im immer in

Igel Insel Iglu

Igel sind klein






Kk	Ll	li	li	li	li	li	Rr	Ss
Ss	Gg	li	Hh	Gg	Nn	Jj	Kk	Tt
Tt	Nn	li	li	li	li	li	Oo	Uu
Uu	Gg	Oo	Gg	Nn	Oo	li	Mm	Vv
Tt	Kk	Ll	li	li	li	li	Qq	Ww
Uu	Ll	li	li	Oo	Pp	Qq	Rr	Xx
Xx	li	li	Mm	Nn	Ss	Oo	Pp	Yy
li	li	Oo	Pp	Qq	li	li	li	Zz
li	li	li	li	li	li	Yy	li	Aa


Zeichne den Buchstaben nach und male die Bilder aus, die mit dem Buchstaben beginnen.

Druckschrift

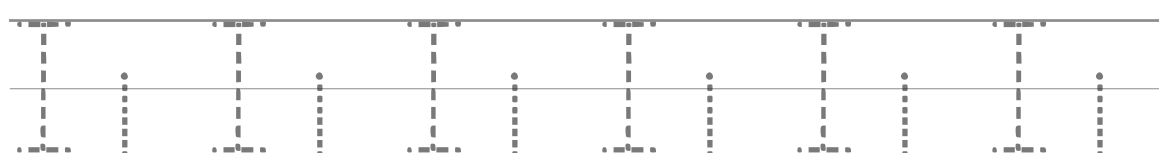
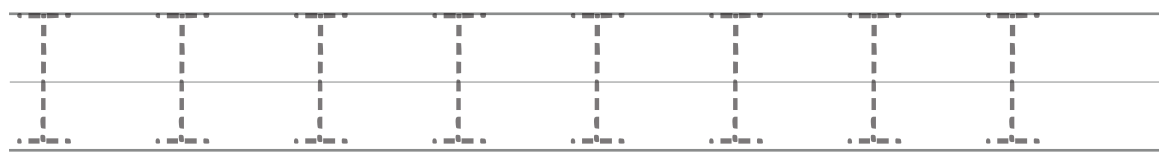
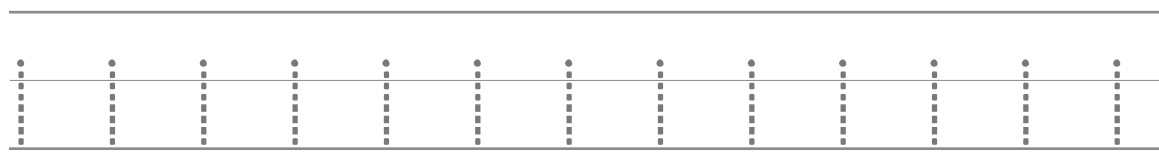


Schreibschrift






Druckschrift



Toll machst du das! Probiere jetzt die Zeile alleine fertig zu schreiben.



Schreibschrift

i i i i i i

J J J J J J

J i J i J i J i

i

J

J i





Deine ersten Wörter

So sehen die Wörter in **Druckschrift** aus:

Jung ja jetzt

Jacke Junge

Jogurt mag ich

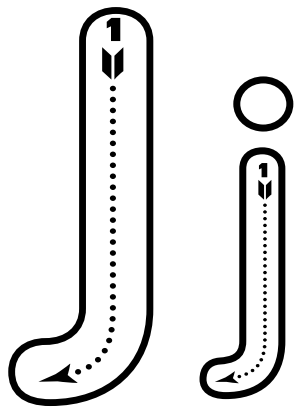
So sehen die Wörter in **Schreibschrift** aus:

jung ja jetzt

Jacke Junge

Jogurt mag ich

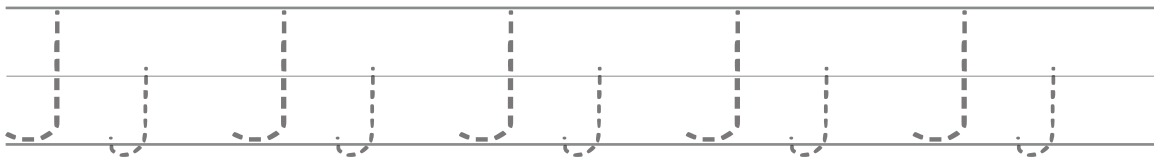




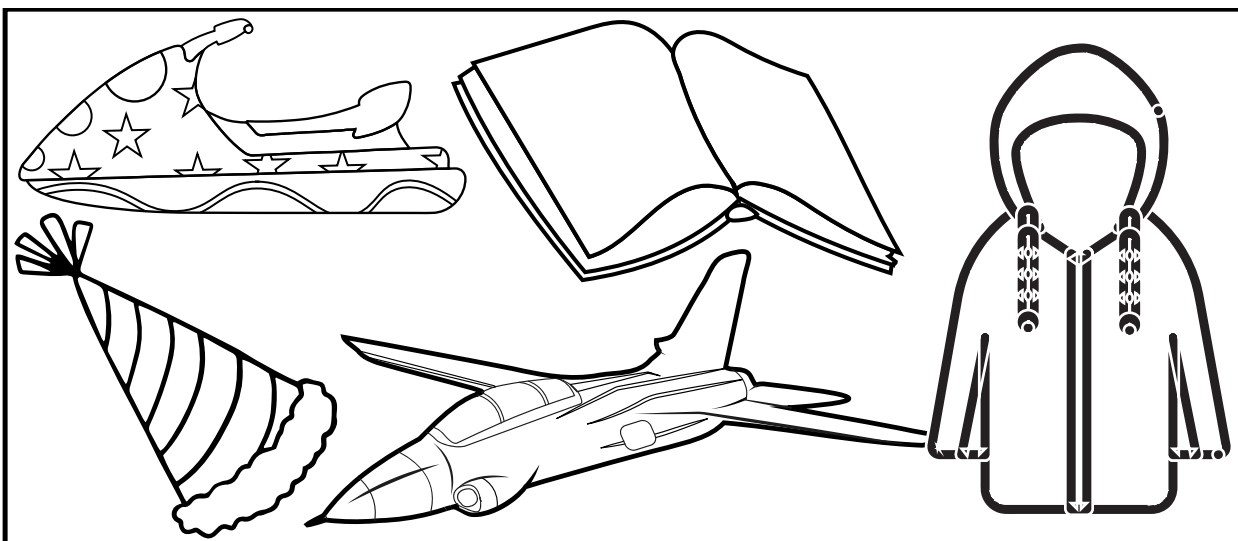

Bb	Cc	Dd	Ee	Ff	Gg	Jj	Jj	Jj
Aa	Cc	Dd	Ee	Ff	Gg	Jj	li	Bb
Yy	Dd	Ee	Ff	Gg	Hh	Jj	Jj	Zz
Cc	Ee	Ff	Gg	Hh	li	Gg	Jj	Dd
Jj	Jj	Jj	Hh	li	Gg	Kk	Jj	Ee
Jj	Gg	Jj	Jj	Gg	Jj	Jj	Jj	Cc
Jj	Hh	li	Jj	Jj	Jj	Mm	Nn	Gg
Jj	li	Gg	Kk	Ll	Mm	Nn	Oo	Hh
Jj	Jj	Jj	Jj	Jj	Jj	Jj	Jj	Jj


Zeichne den Buchstaben nach und male die Bilder aus, die mit dem Buchstaben beginnen.

Druckschrift



Schreibschrift






Druckschrift

Handwriting practice lines for the letter 'J'. The first row contains eight dashed uppercase 'J's for tracing. The second row contains eight dashed lowercase 'j's for tracing. The third row contains eight dashed uppercase 'J's and lowercase 'j's alternating for tracing.

Toll machst du das! Probiere jetzt die Zeile alleine fertig zu schreiben.

Three sets of handwriting lines for independent practice. Each set consists of four horizontal lines. The first set has a dashed uppercase 'J' at the beginning. The second set has a dashed lowercase 'j' at the beginning. The third set has a dashed uppercase 'J' and a dashed lowercase 'j' at the beginning.



Schreibschrift

j j j j j j


J J J J J J

J j J j J j J j

j

J

J j





Deine ersten Wörter

So sehen die Wörter in **Druckschrift** aus:

kann kommen

Klasse Kartoffel

Katzen miauen

So sehen die Wörter in **Schreibschrift** aus:

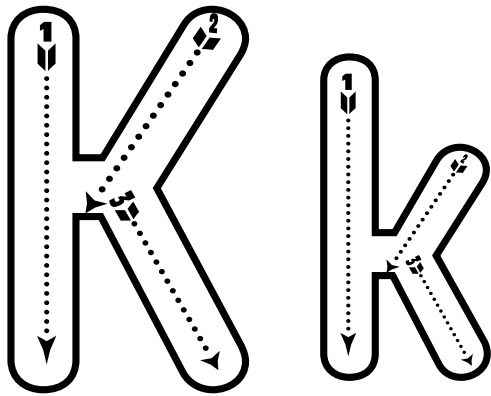
kann kommen

Klasse Kartoffel

Katzen miauen



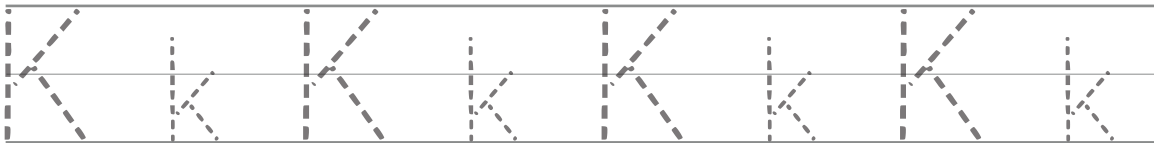
Male den Buchstaben aus.



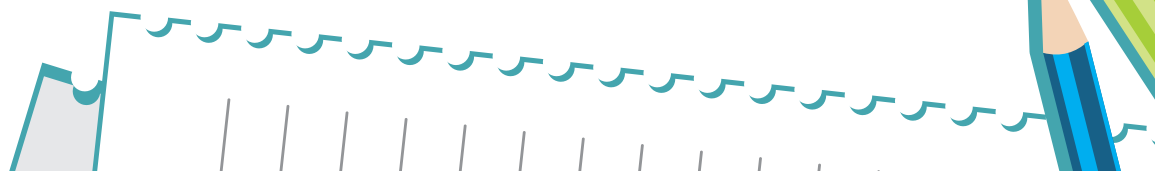
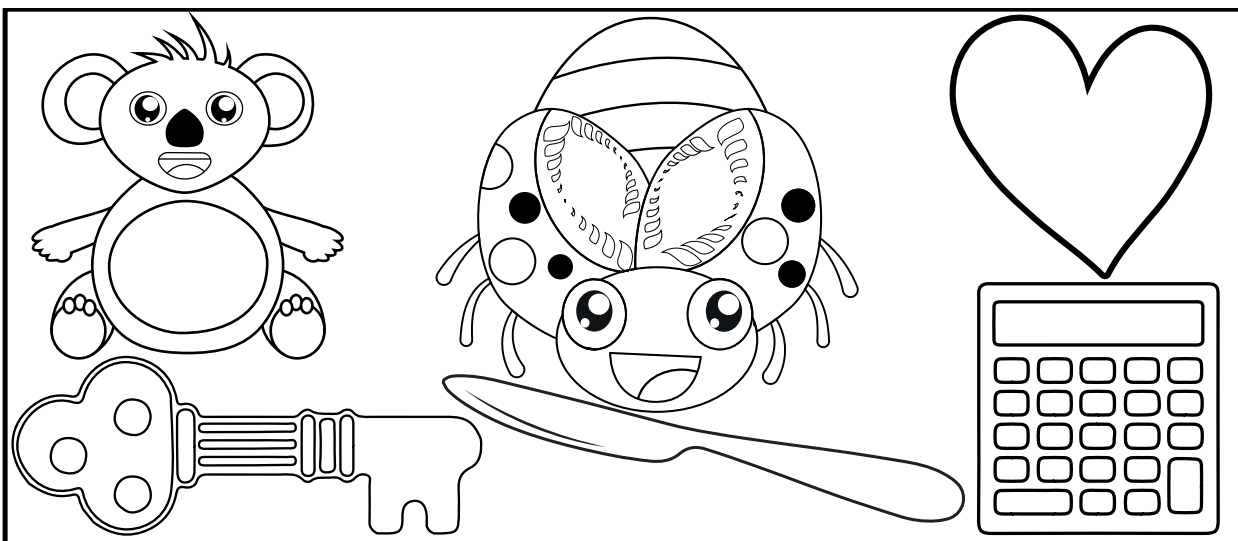
Gg	Kk	Mm	Nn	Oo	Pp	Qq	Rr	Ss
Xx	Kk	Kk	Kk	Mm	Nn	Oo	Pp	Yy
Aa	Gg	Ll	Kk	Nn	Oo	Vv	Pp	Bb
Zz	Ll	Mm	Kk	Kk	Kk	Kk	Kk	Kk
Aa	Mm	Nn	Oo	Pp	Qq	Rr	Ss	Kk
Kk	Kk	Kk	Kk	Kk	Rr	Yy	Ss	Kk
Kk	Oo	Pp	Qq	Kk	Ss	Tt	Uu	Kk
Kk	Kk	Kk	Rr	Kk	Kk	Kk	Kk	Kk
Ss	Tt	Kk	Vv	Ww	Xx	Yy	Zz	Aa


Zeichne den Buchstaben nach und male die Bilder aus, die mit dem Buchstaben beginnen.

Druckschrift

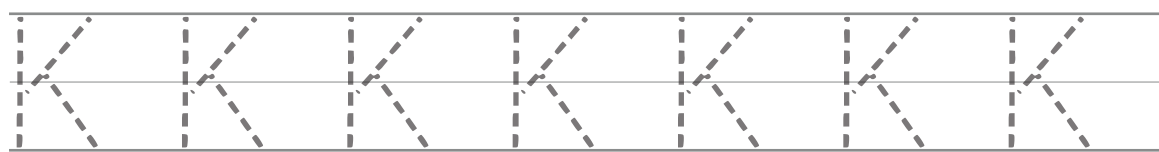
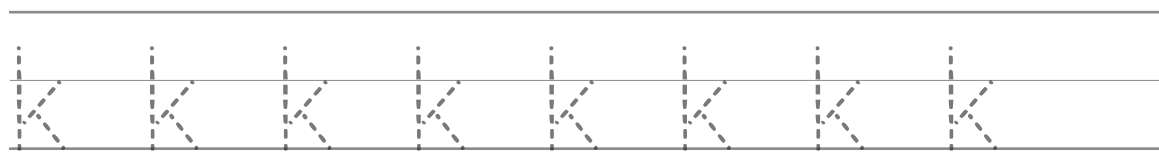


Schreibschrift






Druckschrift



Toll machst du das! Probiere jetzt die Zeile alleine fertig zu schreiben.



Schreibschrift

k k k k k k



K K K K K

K k K k K k

k

K

K k





Deine ersten Wörter

So sehen die Wörter in **Druckschrift** aus:

lachen lesen los

Liebe Loch Luft

Lichter leuchten

So sehen die Wörter in **Schreibschrift** aus:

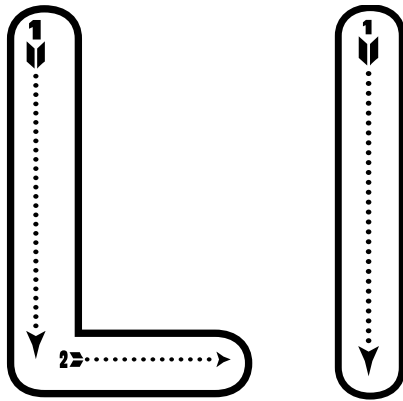
lachen lesen los

Liebe Loch Luft

Lichter leuchten



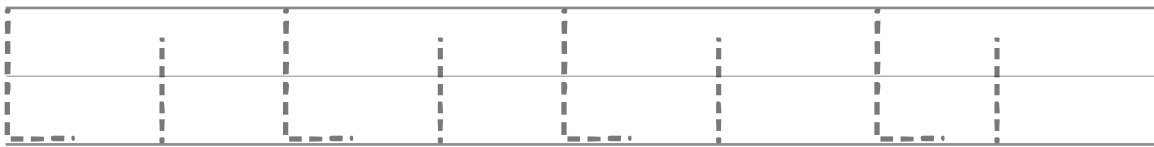
Male den Buchstaben aus.



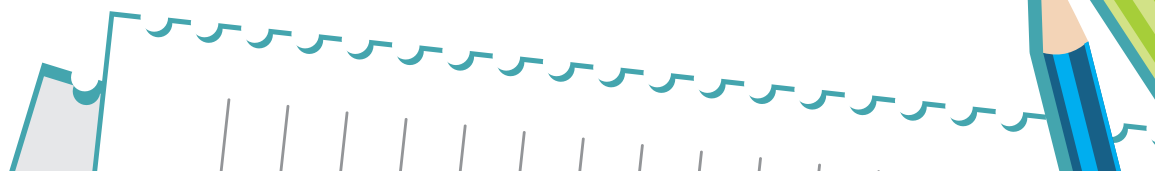
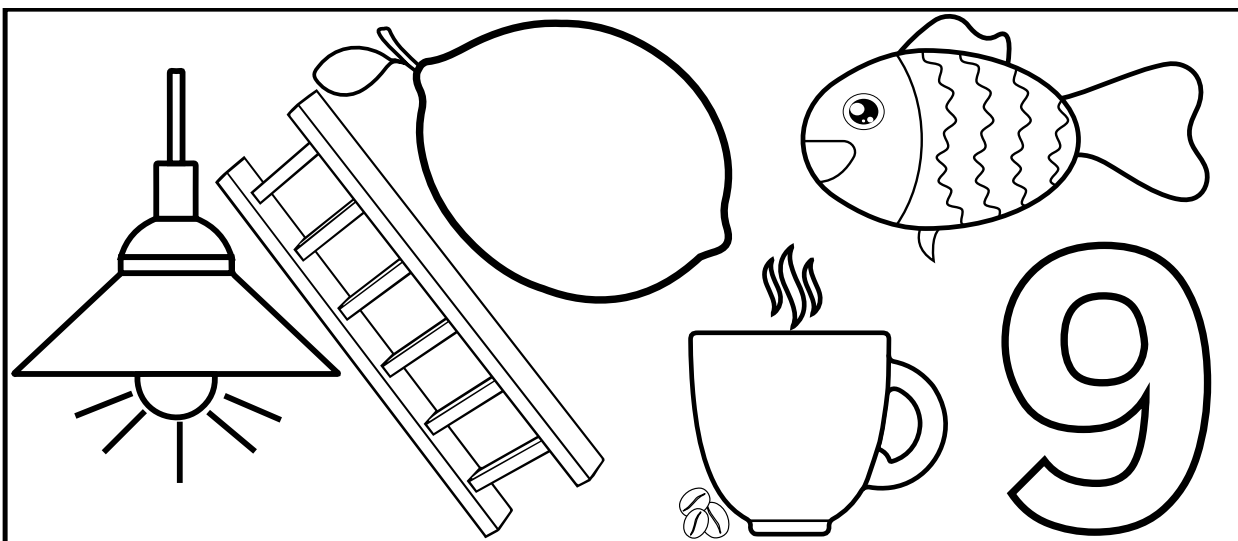
Tt	Ll	Ll	Ll	Ll	Yy	Zz	Aa	Ll
Zz	Ll	Rr	Ss	Ll	Uu	Vv	Ww	Ll
Ll	Ll	Ww	Rr	Ll	Xx	Tt	Uu	Ll
Ll	Ss	Tt	Uu	Ll	Ll	Ll	Yy	Ll
Ll	Ll	Uu	Vv	Ww	Xx	Ll	Ll	Ll
Ff	Ll	Zz	Uu	Vv	Aa	Ww	Xx	Gg
Ll	Ll	Ww	Xx	Yy	Uu	Ll	Ll	Ll
Ll	Ww	Xx	Yy	Zz	Gg	Ll	Cc	Ll
Ll	Ll	Ll	Ll	Ll	Ll	Ll	ll	Ll


Zeichne den Buchstaben nach und male die Bilder aus, die mit dem Buchstaben beginnen.

Druckschrift

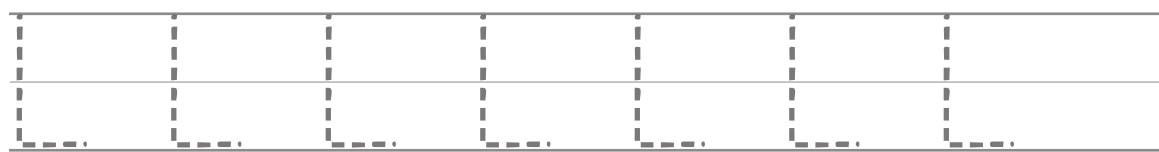
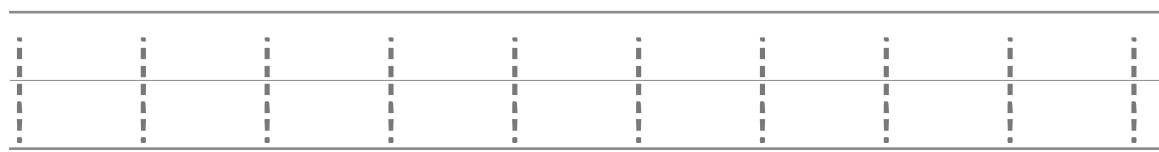


Schreibschrift






Druckschrift



Toll machst du das! Probiere jetzt die Zeile alleine fertig zu schreiben.



Schreibschrift

l l l l l l


L L L L L

L l L l L l


l


L

L l



Male die Seite bunt aus.







Deine ersten Wörter

So sehen die Wörter in **Druckschrift** aus:

man mit mein

Maus Mama

Malen mag ich

So sehen die Wörter in **Schreibschrift** aus:

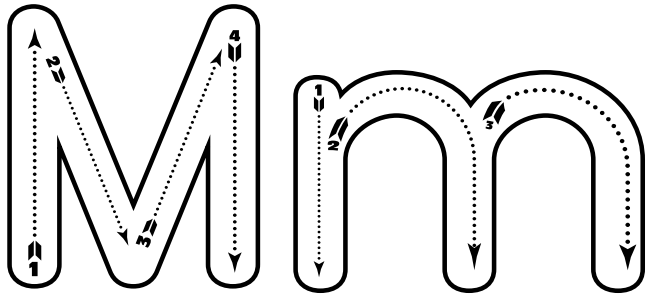
man mit mein

Maus Mama

Malen mag ich

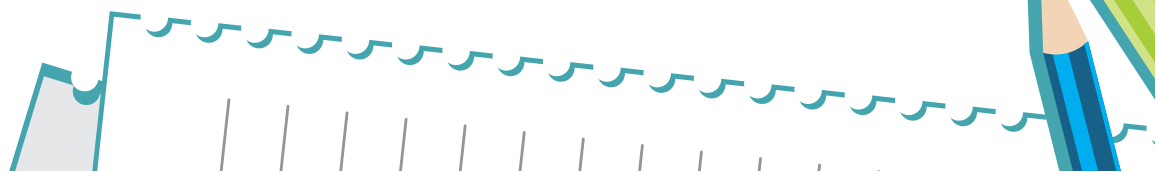

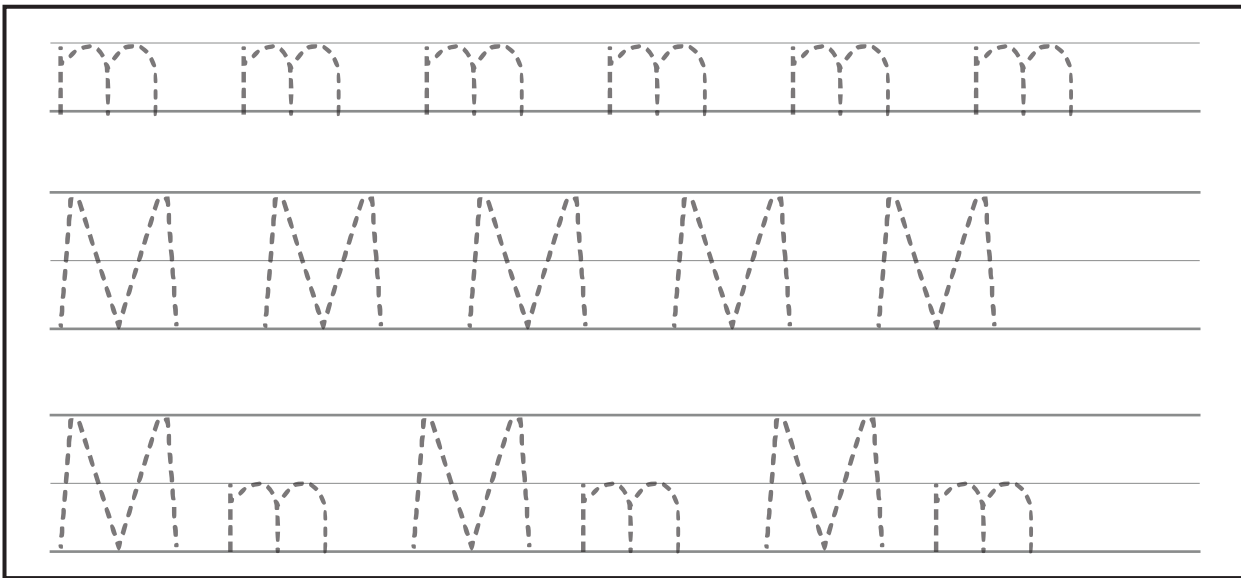



Male den Buchstaben aus.



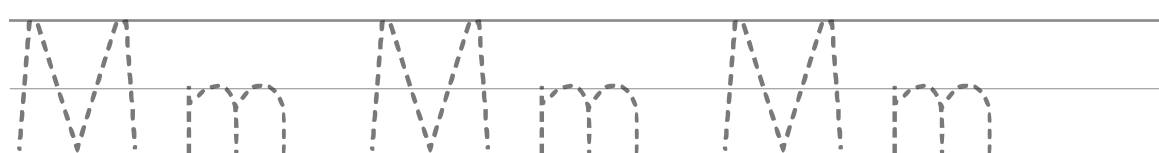
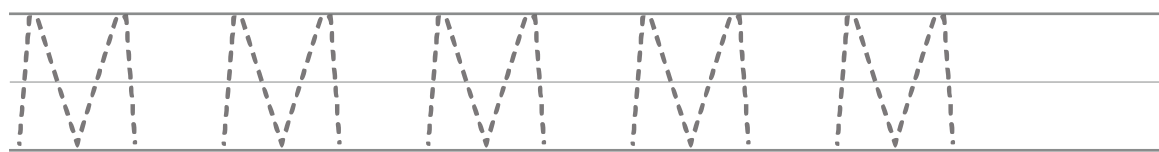
Kk	Ll	Gg	Nn	Mm	Pp	Qq	Rr	Ss
Gg	Ll	Gg	Nn	Mm	Pp	Qq	Rr	Hh
Hh	Mm	Mm	Mm	Mm	Qq	Mm	Mm	Mm
Ii	Mm	Oo	Pp	Qq	Rr	Mm	Tt	Mm
Jj	Mm	Mm	Mm	Mm	Mm	Mm	Uu	Mm
Kk	Pp	Qq	Rr	Ss	Tt	Uu	Vv	Mm
Ll	Qq	Rr	Ss	Tt	Uu	Mm	Mm	Mm
Gg	Rr	Ss	Tt	Mm	Mm	Mm	Xx	Nn
Ss	Mm	Mm	Mm	Mm	Xx	Yy	Zz	Aa

Zeichne den Buchstaben nach und male die Bilder aus, die mit dem Buchstaben beginnen.






Druckschrift



Toll machst du das! Probiere jetzt die Zeile alleine fertig zu schreiben.



Schreibschrift

m m m m m

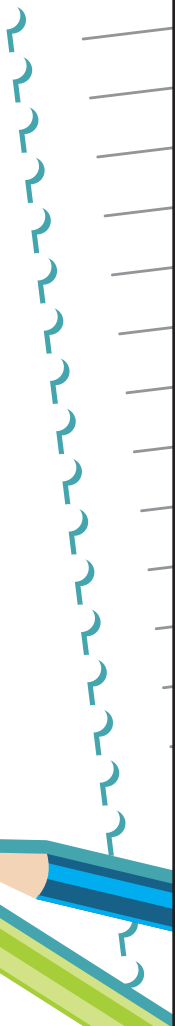

M M M M

M m M m M m

m

M

M m





Deine ersten Wörter

So sehen die Wörter in **Druckschrift** aus:

nein nicht neu

Name Nase

Nass ist der See

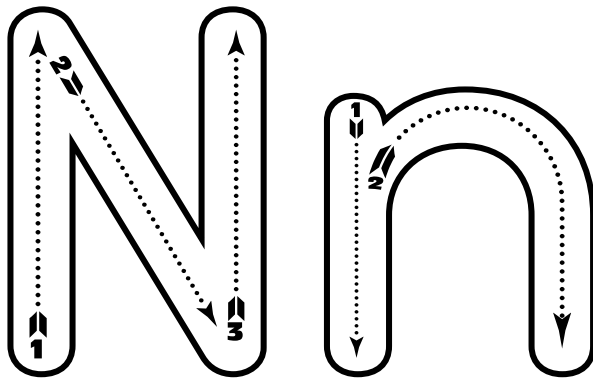
So sehen die Wörter in **Schreibschrift** aus:

nein nicht neu

Name Nase

Nass ist der See







Male den Buchstaben aus.


Nn	Nn	Nn	Nn	Xx	Yy	Zz	Aa	Bb
ll	Ss	Tt	Nn	Vv	Nn	Nn	Nn	Jj
Jj	Nn	Nn	Nn	Ww	Nn	Yy	Nn	Kk
Kk	Nn	Vv	Ww	Xx	Nn	Zz	Nn	Ll
Ll	Nn	Nn	Nn	Nn	Nn	Gg	Nn	Mm
Mm	Ww	Xx	Yy	Zz	Aa	Bb	Nn	Mm
Mm	Xx	Yy	Zz	Nn	Nn	Nn	Nn	Oo
Oo	Yy	Zz	Aa	Nn	Cc	Jj	Dd	Pp
Bb	Cc	Dd	Nn	Nn	Gg	Hh	ll	Jj

Zeichne den Buchstaben nach und male die Bilder aus, die mit dem Buchstaben beginnen.

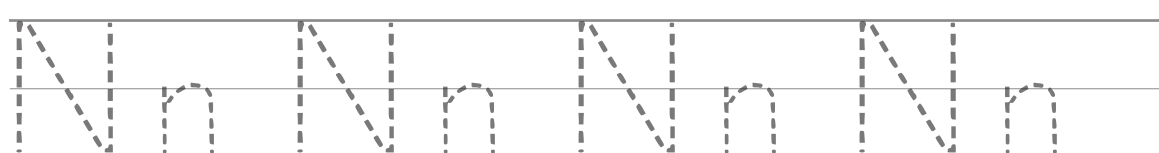
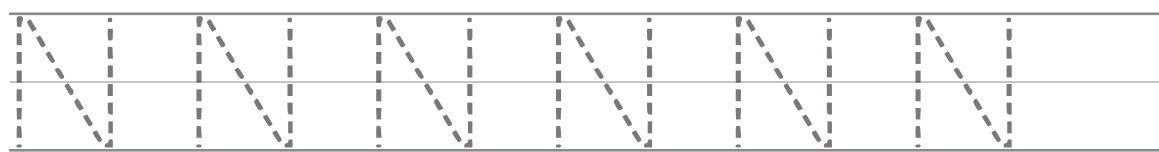
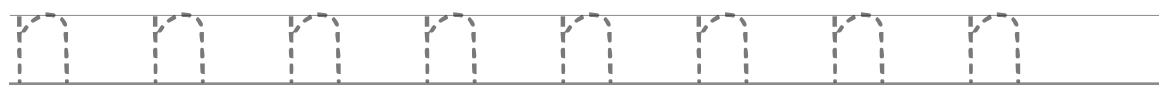
Druckschrift

Schreibschrift






Druckschrift



Toll machst du das! Probiere jetzt die Zeile alleine fertig zu schreiben.



Schreibschrift

n n n n n

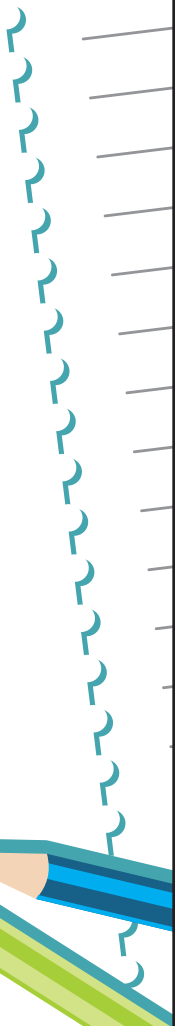
N N N N N N N

N n N n N n

n

N

N n





Deine ersten Wörter

So sehen die Wörter in **Druckschrift** aus:

oft ohne oder

Ohr Opa Onkel

Oma ist toll

So sehen die Wörter in **Schreibschrift** aus:

oft ohne oder

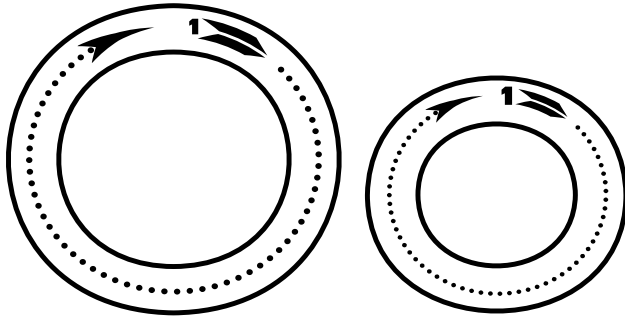
Ohr Opa Onkel

Oma ist toll



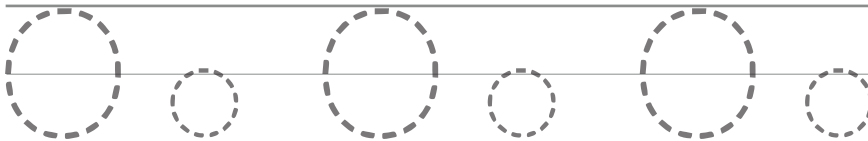
Male den Buchstaben aus.

Cc	Dd	Ee	Ff	Gg	Hh	Ii	Jj	Oo
Oo	Oo	Oo	Bb	Cc	Dd	Ee	Oo	Oo
Oo	Aa	Oo	Cc	Dd	Ee	Ff	Oo	Mm
Oo	Bb	Oo	Dd	Ee	Oo	Oo	Oo	Nn
Oo	Bb	Oo	Cc	Oo	Oo	Ee	Ff	Mm
Oo	Dd	Oo	Oo	Oo	Hh	Oo	Oo	Oo
Oo	Ee	Ff	Gg	Hh	Ii	Oo	Kk	Oo
Oo	Ee	Oo	Oo	Oo	Oo	Oo	Ii	Oo
Oo	Oo	Oo	Nn	Mm	Pp	Qq	Rr	Oo

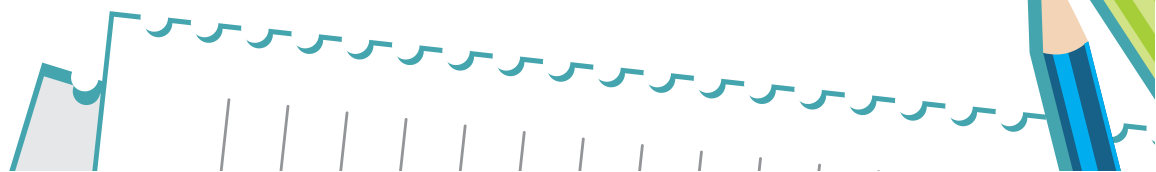
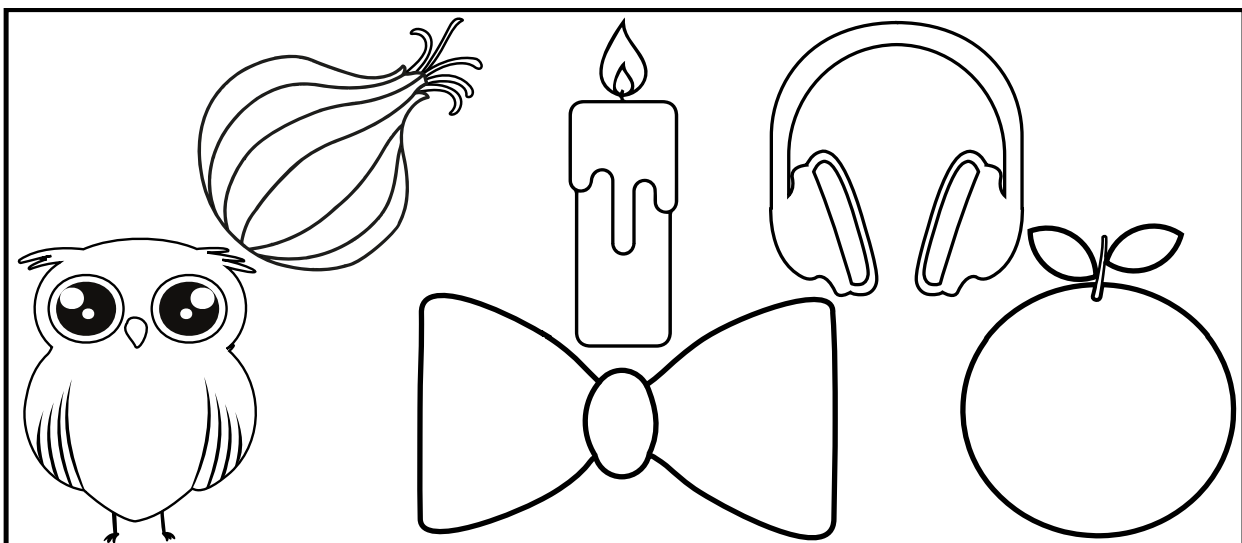



Zeichne den Buchstaben nach und male die Bilder aus, die mit dem Buchstaben beginnen.

Druckschrift



Schreibschrift






Druckschrift

Handwriting practice lines for the letter 'o'. The first row contains eight dashed lowercase 'o's for tracing. The second row contains six dashed uppercase 'O's for tracing. The third row contains three pairs of dashed uppercase 'O' and lowercase 'o' for tracing.

Toll machst du das! Probiere jetzt die Zeile alleine fertig zu schreiben.

Three sets of handwriting lines for independent practice. Each set starts with a dashed letter for tracing: a lowercase 'o', an uppercase 'O', and a pair of uppercase 'O' and lowercase 'o'.



Schreibschrift

o o o o o o o o o



Q Q Q Q Q Q Q Q

Q o Q o Q o

o

Q

Q o





Deine ersten Wörter

So sehen die Wörter in **Druckschrift** aus:

packen pflanzen

Pferd Platz

Papa mag Pizza

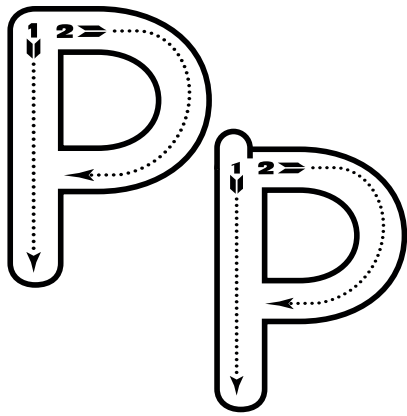
So sehen die Wörter in **Schreibschrift** aus:

packen pflanzen

Pferd Platz

Papa mag Pizza



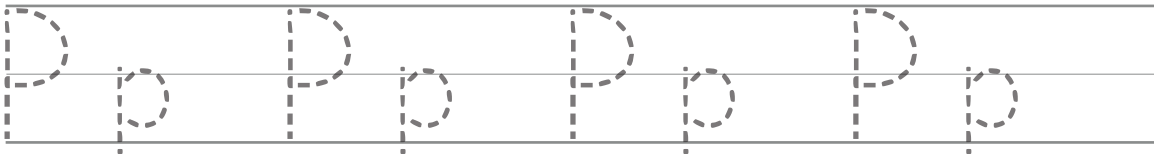


Male den Buchstaben aus.



Tt	Uu	Vv	Ww	Xx	Yy	Zz	Aa	Pp
Mm	Uu	Vv	Ww	Pp	Pp	Pp	Yy	Pp
Qq	Vv	Pp	Pp	Pp	Xx	Pp	Aa	Pp
Rr	Pp	Pp	li	Tt	Jj	Pp	Kk	Pp
Ss	Pp	Yy	Zz	Aa	Bb	Pp	Cc	Pp
Tt	Pp	Zz	Aa	Bb	Cc	Pp	Dd	Pp
Uu	Pp	Kk	Ll	Ss	Ll	Pp	Pp	Pp
Bb	Pp	Pp	Pp	Pp	Aa	Nn	Mm	Ww
Bb	Cc	Dd	Ee	Pp	Pp	Pp	li	Jj

Zeichne den Buchstaben nach und male die Bilder aus, die mit dem Buchstaben beginnen.

Druckschrift



Schreibschrift





Druckschrift



p p p p p p p

P P P P P P P P


P p P p P p P p

Toll machst du das! Probiere jetzt die Zeile alleine fertig zu schreiben.

p

P

P p



Schreibschrift

p p p p p p



P P P P P P

P p P p P p

p

P

P p





Deine ersten Wörter

So sehen die Wörter in **Druckschrift** aus:

quiaken quer

Qualle Quelle

Der Frosch quakt

So sehen die Wörter in **Schreibschrift** aus:

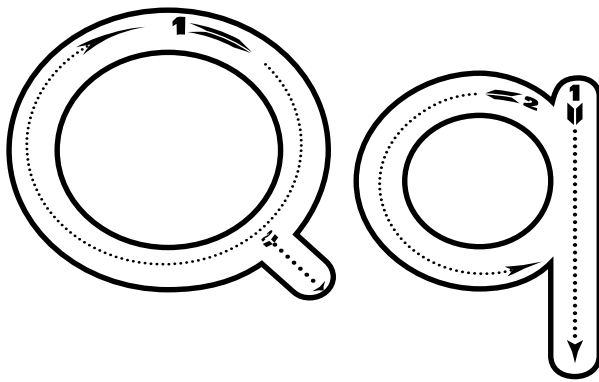
quiaken quer

Qualle Quelle

Der Frosch quakt



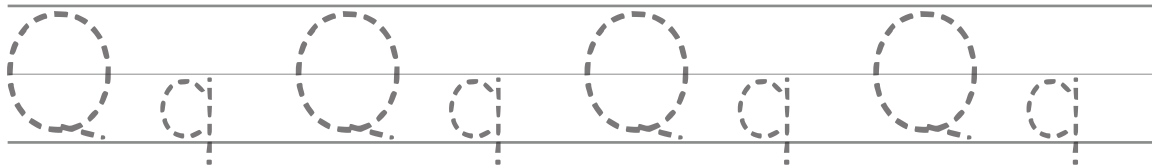
Male den Buchstaben aus.



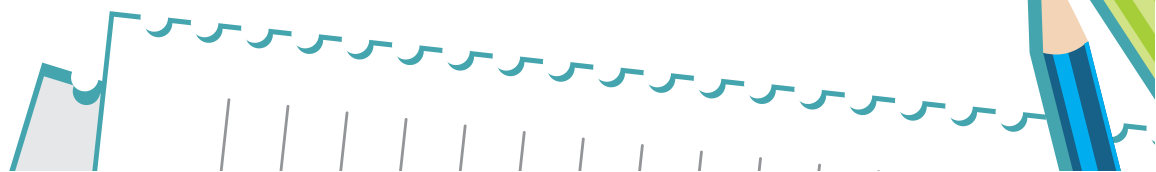


Cc	Qq	Qq	Qq	Qq	Hh	ll	Qq	Kk
Qq	Qq	Cc	Dd	Qq	Qq	Nn	Qq	Ss
Qq	Cc	Dd	Ee	Ff	Qq	Ee	Qq	Tt
Qq	Qq	Qq	Qq	Nn	Qq	Vv	Qq	Uu
Uu	Ee	Ff	Qq	Hh	Qq	Qq	Qq	Vv
Vv	Ff	Qq	Qq	ll	Jj	Mm	Kk	Ww
Ww	Oo	Qq	Cc	Mm	Dd	Rr	Ee	Xx
Xx	Hh	Qq	Qq	Qq	Ll	Mm	Nn	Yy
Kk	Ll	Mm	Nn	Qq	Qq	Qq	Qq	Qq


Zeichne den Buchstaben nach und male die Bilder aus, die mit dem Buchstaben beginnen.

Druckschrift



Schreibschrift





Druckschrift



q q q q q q q q

Q Q Q Q Q Q


Q q Q q Q q Q q

Toll machst du das! Probiere jetzt die Zeile alleine fertig zu schreiben.

q

Q

Q q



Schreibschrift

q q q q q q


Q Q Q Q Q Q

Q q Q q Q q

q

Q

Q q





Deine ersten Wörter

So sehen die Wörter in **Druckschrift** aus:

richtig rechnen

Reise Rad Ratte

Rosen sind rot

So sehen die Wörter in **Schreibschrift** aus:

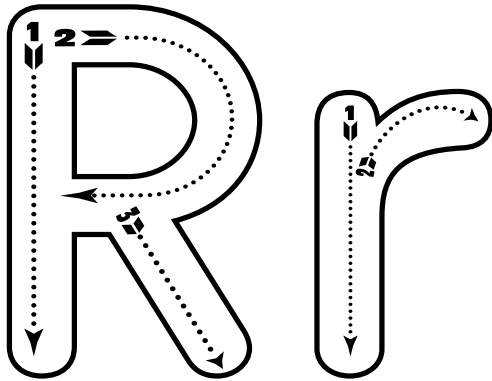
richtig rechnen

Reise Rad Ratte

Rosen sind rot



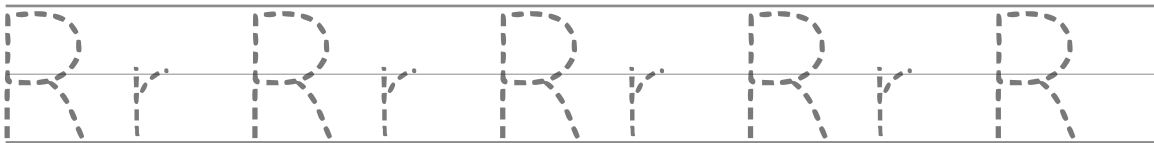
Male den Buchstaben aus.





Ll	Mm	Nn	Oo	Pp	Qq	Mm	Ss	Rr
Tt	Ii	Jj	Rr	Rr	Rr	Nn	Oo	Rr
Uu	Ii	Oo	Rr	Kk	Rr	Ll	Mm	Rr
Vv	Cc	Pp	Rr	Ee	Rr	Ff	Gg	Rr
Ww	Ll	Mm	Rr	Oo	Rr	Rr	Rr	Rr
Xx	Rr	Rr	Rr	Nn	Ss	Oo	Pp	Yy
Yy	Rr	Ss	Gg	Hh	Tt	Ii	Jj	Zz
Zz	Rr	Rr	Rr	Rr	Rr	Rr	Rr	Aa
Tt	Uu	Vv	Ww	Xx	Yy	Zz	Rr	Bb


Zeichne den Buchstaben nach und male die Bilder aus, die mit dem Buchstaben beginnen.

Druckschrift



Schreibschrift





Druckschrift

rrrrrrrrrr

RRRRRR

Rr Rr Rr Rr

Toll machst du das! Probiere jetzt die Zeile alleine fertig zu schreiben.

r

R

Rr



Schreibschrift

r r r r r r



R R R R R

R r R r R r

r

R

R r





Deine ersten Wörter

So sehen die Wörter in **Druckschrift** aus:

sie sind so sehr

Schule Sonne

Sommer ist fein

So sehen die Wörter in **Schreibschrift** aus:

sie sind so sehr


Schule Sonne

Sommer ist fein



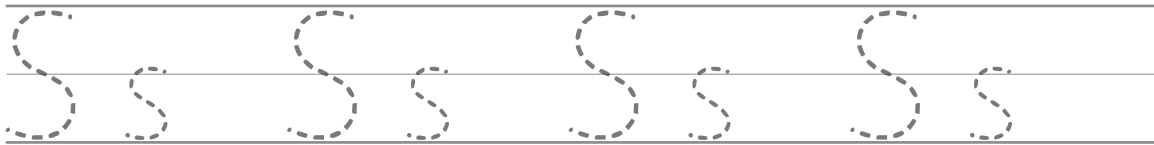
Male den Buchstaben aus.

C c	Dd	Ss	Ss	Ss	Ss	Ss	Jj	Kk
Yy	Dd	Ss	Ff	Gg	Hh	Ii	Jj	Zz
Zz	Ee	Ss	Ss	Ss	Ss	Ss	Ss	Ss
Aa	Ff	Gg	Hh	Ii	Rr	Kk	Ll	Ss
Bb	Gg	Hh	Ii	Jj	Kk	Ll	Ss	Ss
Cc	Hh	Ss	Ss	Ss	Ss	Ss	Ss	Dd
Dd	Ss	Ss	Kk	Ll	Mm	Nn	Oo	Ee
Ee	Ss	Kk	Ll	Mm	Nn	Oo	Pp	Ff
Kk	Ss	Ss	Ss	Ss	Ss	Ss	Ss	Rr

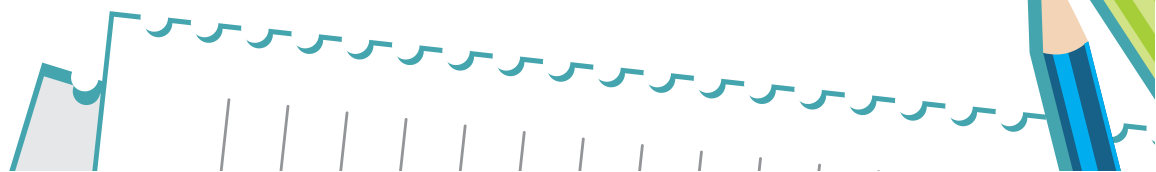



Zeichne den Buchstaben nach und male die Bilder aus, die mit dem Buchstaben beginnen.

Druckschrift



Schreibschrift





Druckschrift

S S S S S S S S

S S S S S S S

Ss Ss Ss Ss

Toll machst du das! Probiere jetzt die Zeile alleine fertig zu schreiben.

S

S

Ss



Schreibschrift

1 1 1 1 1 1 1

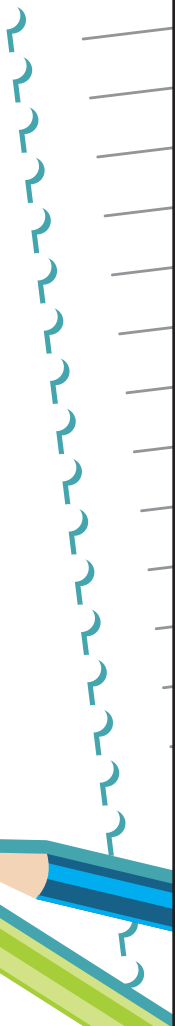

2 2 2 2 2 2

2 1 2 1 2 1 2 1

1

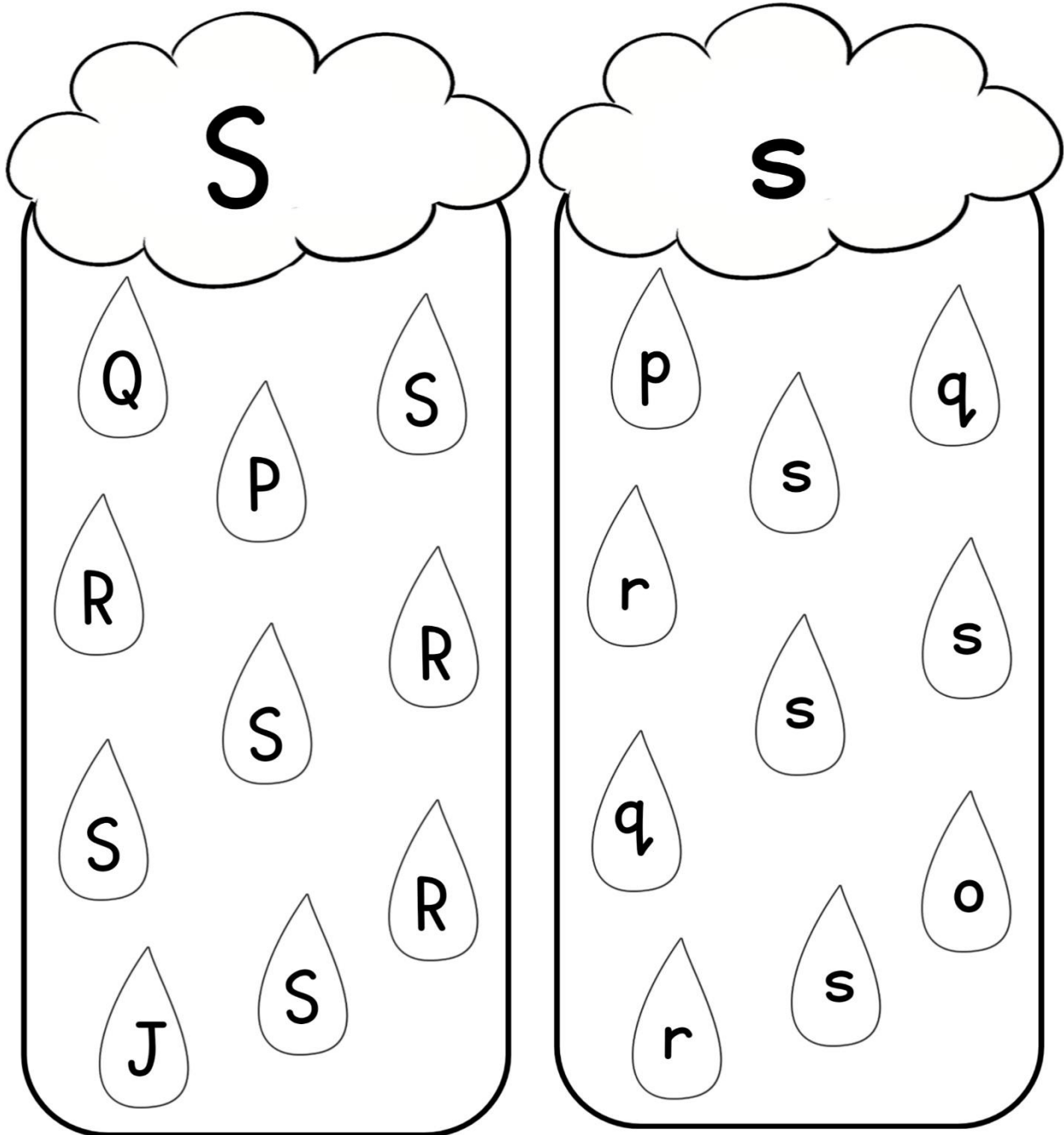
2

2 1



Suchen & Finden

Finde die Buchstaben Ss und male sie mit deiner Lieblingsfarbe an.



Suchen & Finden

Finde die Buchstaben Tt und male sie mit deiner Lieblingsfarbe an.

T

Q P S

T P S R

T S T

J T T


t

p q

t s s

q t t

r t t





Deine ersten Wörter

So sehen die Wörter in **Druckschrift** aus:

trinken tun tief

Tag Tante Teller

Tiere sind lustig

So sehen die Wörter in **Schreibschrift** aus:

trinken tun tief

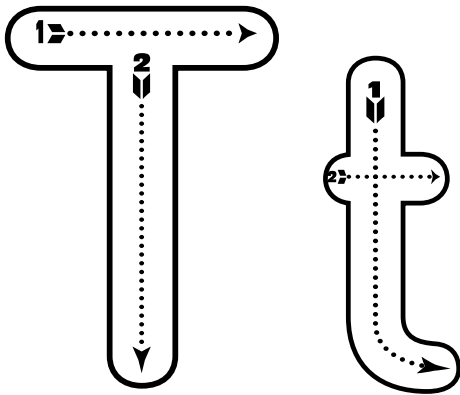
Tag Tante Teller

Tiere sind lustig



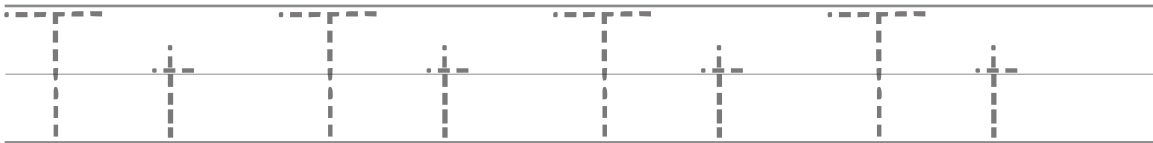
Male den Buchstaben aus.

Ll	Mm	Tt	Tt	Tt	Qq	Rr	Ss	Tt
Aa	Kk	Tt	Mm	Tt	Tt	Vv	Tt	Tt
Bb	Rr	Tt	Hh	Vv	Tt	Ww	Tt	Cc
Cc	Mm	Tt	Oo	Pp	Tt	Rr	Tt	Tt
Dd	Nn	Tt	Pp	Qq	Tt	Yy	Ss	Tt
Tt	Tt	Tt	Kk	Yy	Tt	Tt	Tt	Tt
Tt	Pp	Qq	Rr	Ss	Zz	Ss	Vv	Rr
Tt	Qq	Rr	Tt	Tt	Tt	Tt	Cc	Hh
Tt	Tt	Tt	Tt	Xx	Yy	Tt	Tt	Bb

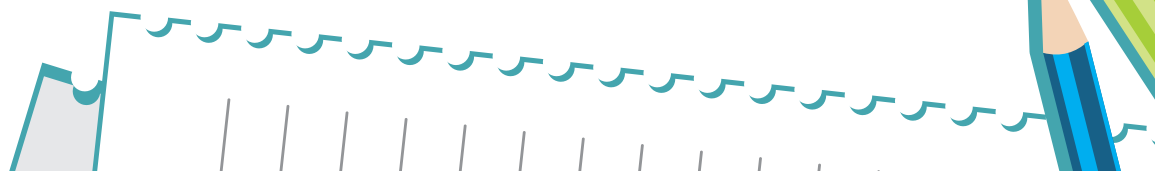




Zeichne den Buchstaben nach und male die Bilder aus, die mit dem Buchstaben beginnen.

Druckschrift

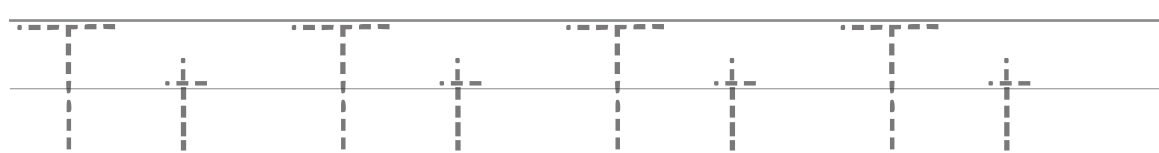
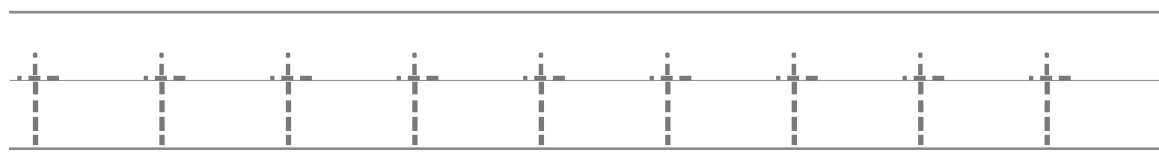


Schreibschrift






Druckschrift



Toll machst du das! Probiere jetzt die Zeile alleine fertig zu schreiben.



Schreibschrift

1 1 1 1 1 1

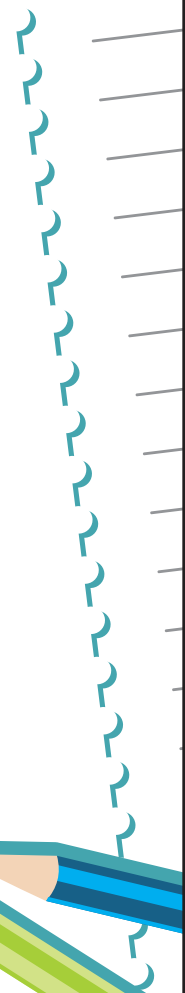
l l l l l l l

l 1 l 1 l 1 l 1

1

l

l 1





Deine ersten Wörter

So sehen die Wörter in **Druckschrift** aus:

unter uns um

Ufer Uhu Urlaub

Die Uhr ist rot

So sehen die Wörter in **Schreibschrift** aus:

unter uns um

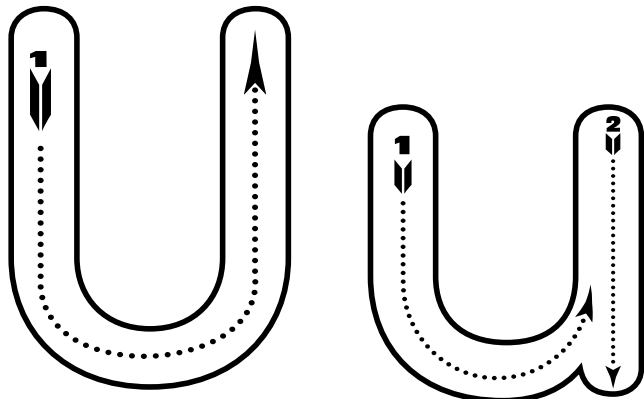
Ufer Uhu Urlaub

Die Uhr ist rot



Male den Buchstaben aus.

Uu	Vv	Ww	Xx	Uu	Uu	Uu	Uu	Cc
Uu	Uu	Uu	Uu	Uu	Xx	Tt	Uu	Dd
Dd	Kk	Xx	Ll	Mm	Yy	Nn	Uu	Ee
Ee	Tt	Rr	Uu	Uu	Uu	Yy	Uu	Uu
Ff	Tt	Zz	Uu	Vv	Uu	Ww	Xx	Uu
Gg	Nn	Uu	Uu	Pp	Uu	Uu	Uu	Uu
Hh	Ww	Uu	Yy	Zz	Aa	Bb	Cc	li
li	Ww	Uu	Uu	Uu	Uu	Uu	Uu	jj
Cc	Dd	Ee	Ff	Gg	Hh	li	Uu	Uu



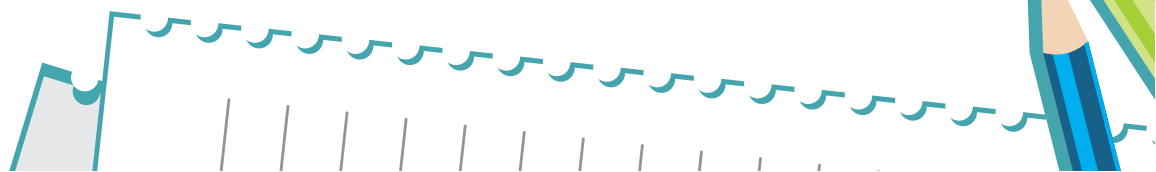

Zeichne den Buchstaben nach und male die Bilder aus, die mit dem Buchstaben beginnen.


Druckschrift

Uu Uu Uu Uu Uu Uu Uu

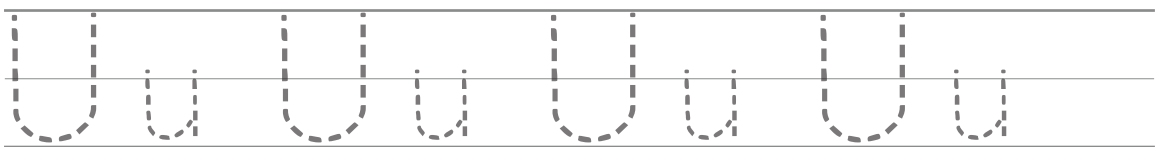
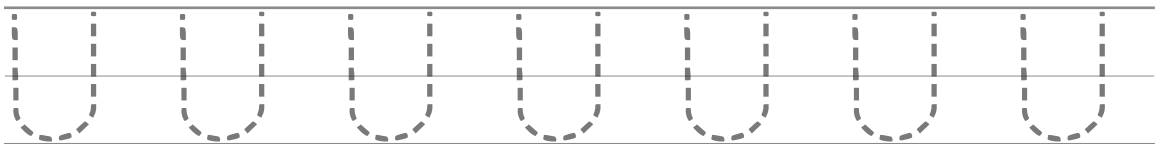
Schreibschrift

Uu Uu Uu Uu






Druckschrift



Toll machst du das! Probiere jetzt die Zeile alleine fertig zu schreiben.



Schreibschrift

u u u u u



U U U U U

U u U u U u

u

U

U u





Deine ersten Wörter

So sehen die Wörter in **Druckschrift** aus:

viel von voll vor

Vogelnest Vater

Der Vogel fliegt

So sehen die Wörter in **Schreibschrift** aus:

viel von voll vor

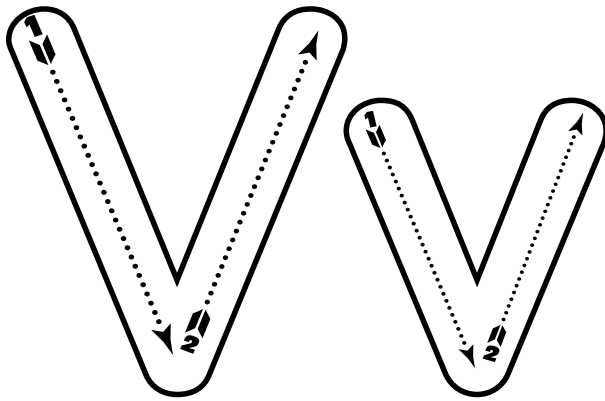
Vogelnest Vater

Der Vogel fliegt

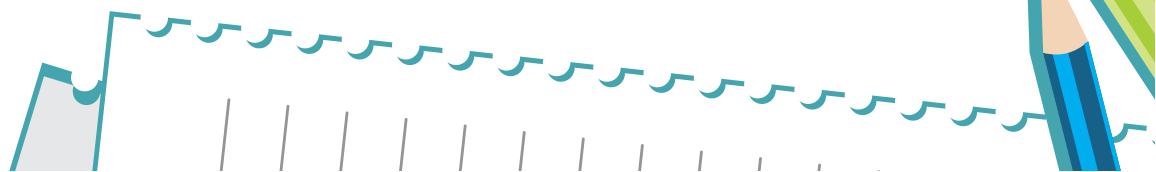

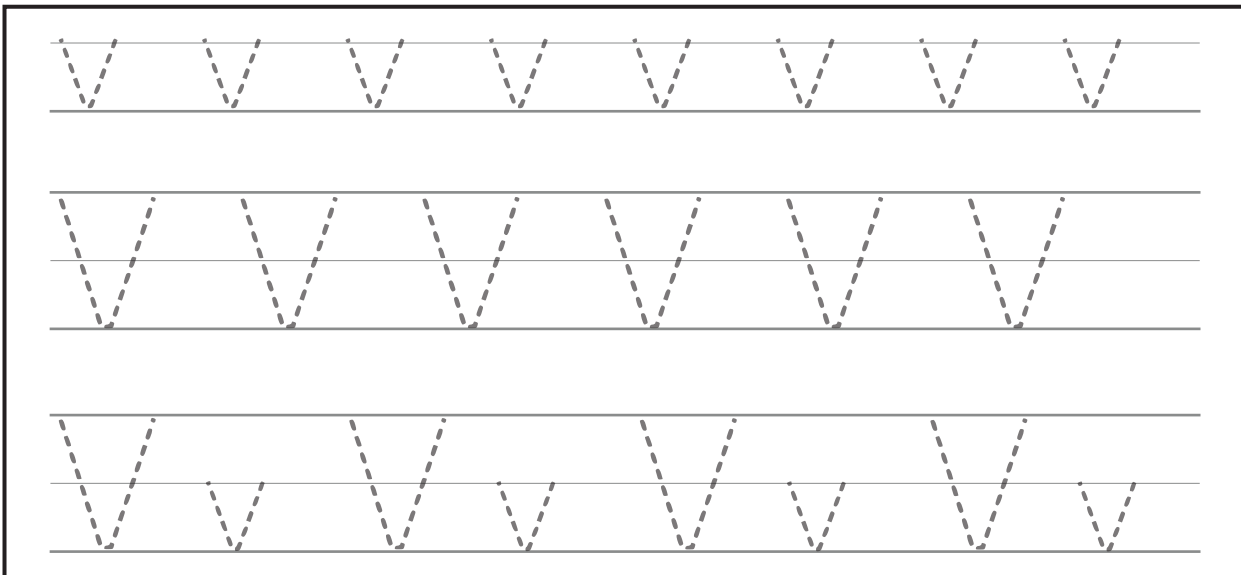



Male den Buchstaben aus.

Ll	Mm	Nn	Oo	Pp	Qq	Rr	Vv	Tt
Hh	Mm	Xx	Yy	Nn	Zz	Aa	Vv	Vv
Ii	Nn	Vv	Vv	Vv	Vv	Ss	Tt	Vv
Jj	Oo	Vv	Qq	Rr	Vv	Tt	Uu	Vv
Kk	Vv	Vv	Bb	Qq	Vv	Dd	Vv	Vv
Vv	Vv	Rr	Ss	Tt	Vv	Vv	Vv	Mm
Vv	Rr	Ss	Tt	Uu	Rr	Ww	Xx	Nn
Vv	Vv	Vv	Vv	Vv	Vv	Gg	Uu	Oo
Tt	Uu	Rr	Ww	Xx	Vv	Zz	Aa	Bb

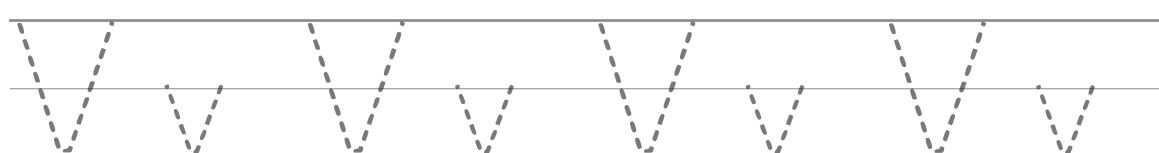
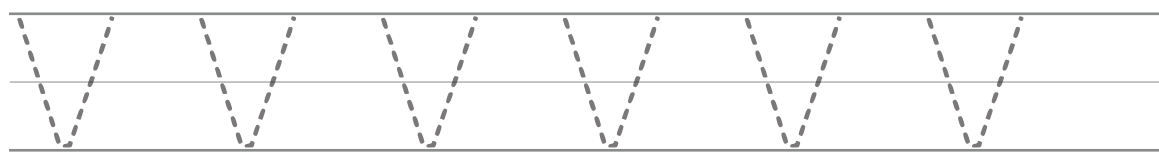
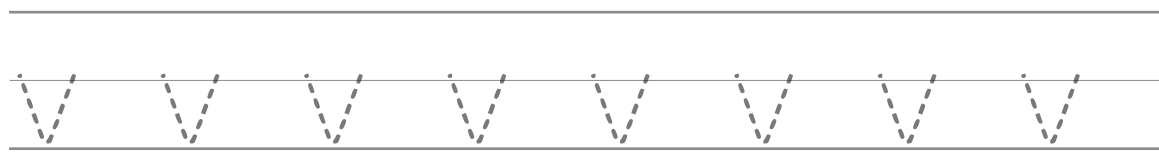


Zeichne den Buchstaben nach und male die Bilder aus, die mit dem Buchstaben beginnen.






Druckschrift



Toll machst du das! Probiere jetzt die Zeile alleine fertig zu schreiben.



Schreibschrift

u u u u u u

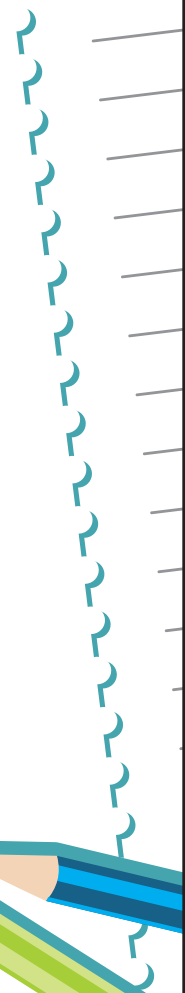
V V V V V V V

V u V u V u V u

u


V

V u




Großes Alphabet

Verbinde die Punkte von A bis Z.



Kleines Alphabet

Verbinde die Punkte von A bis Z.





Deine ersten Wörter

So sehen die Wörter in **Druckschrift** aus:

war was wer wie

Winter Wald

Wer will Wasser

So sehen die Wörter in **Schreibschrift** aus:

war was wer wie

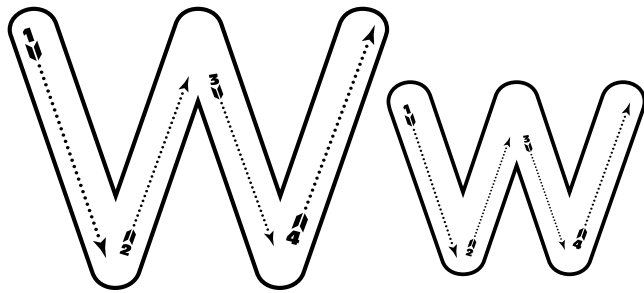
Winter Wald

Wer will Wasser?



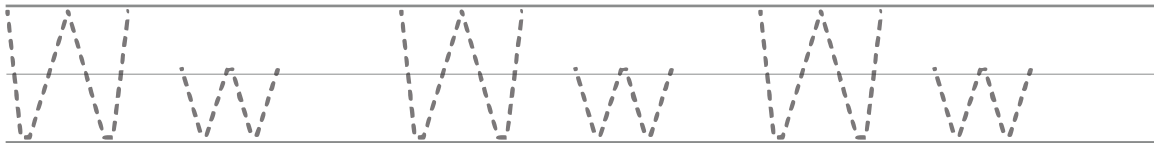
Male den Buchstaben aus.

Ww	Jj	Ww	Ww	Ww	Ww	Ww	Ww	Ww
Ww	Ww	Ww	Rr	Dd	Qq	Ee	Rr	Ww
Kk	Uu	Vv	Rr	Ww	Ww	Ww	Aa	Ww
Ll	Vv	Rr	Xx	Ww	Zz	Ww	Aa	Ww
Mm	Ee	Ff	Ww	Ww	Tt	Ww	Uu	Ww
Nn	Xx	Yy	Ww	Aa	Bb	Ww	Dd	Ww
Oo	Yy	Zz	Ww	Bb	Cc	Ww	Dd	Ww
Pp	Hh	Ii	Ww	Jj	Rr	Ww	Xx	Ww
Cc	Ww	Ww	Ww	Gg	Hh	Ww	Ww	Ww

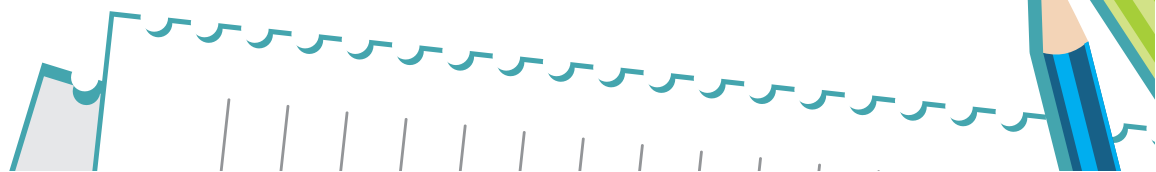




Zeichne den Buchstaben nach und male die Bilder aus, die mit dem Buchstaben beginnen.

Druckschrift

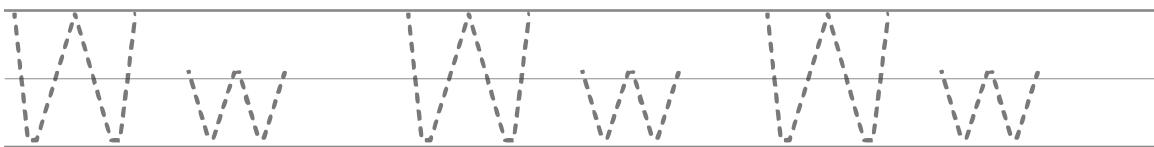


Schreibschrift






Druckschrift



Toll machst du das! Probiere jetzt die Zeile alleine fertig zu schreiben.



Schreibschrift

w w w w w



W W W W W

W w W w W w

w

W

W w





Deine ersten Wörter

So sehen die Wörter in **Druckschrift** aus:

boxen mixen

Lexikon Hexe

Xylofon spielen

So sehen die Wörter in **Schreibschrift** aus:

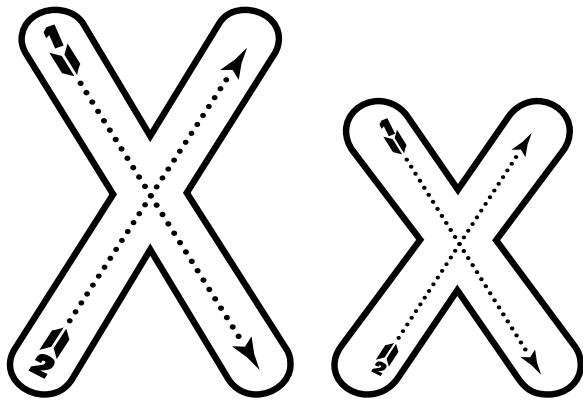
boxen mixen

Lexikon Hexe

Xylofon spielen



Male den Buchstaben aus.

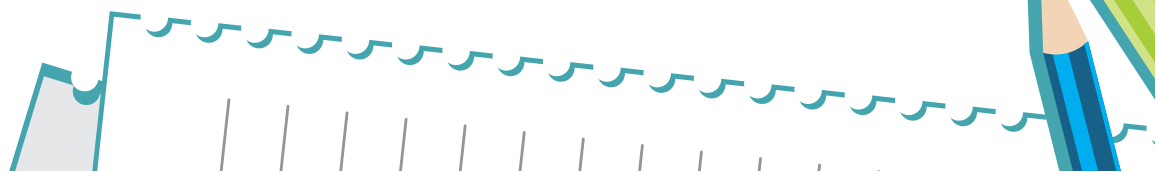
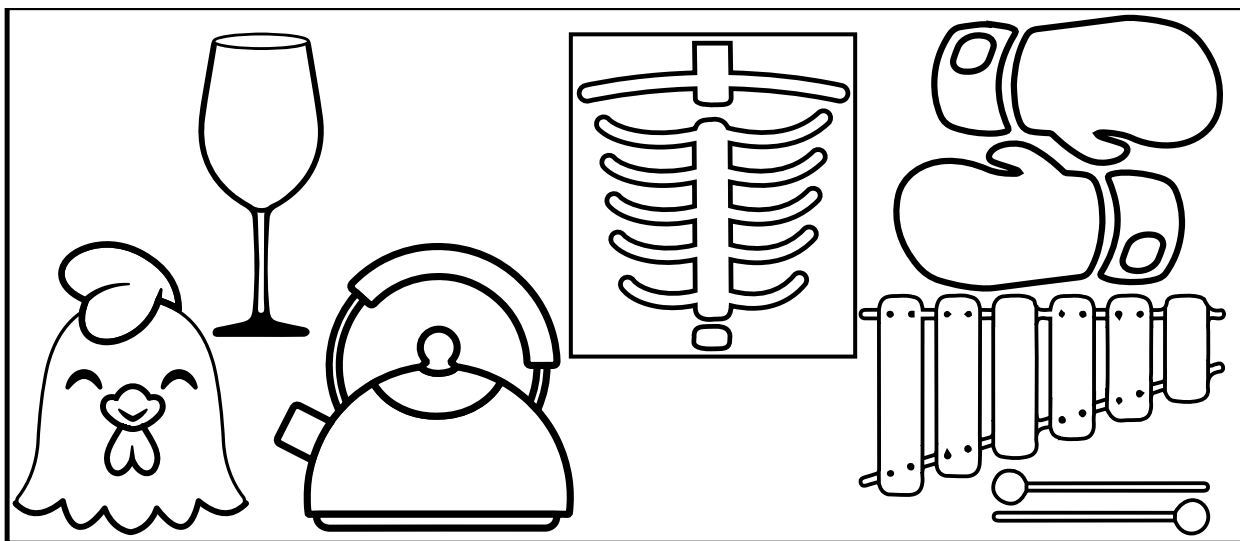



Xx	Xx	Xx	Xx	Xx	li	Jj	Kk	Ll
Xx	Ss	Ff	Tt	Uu	Gg	Xx	Xx	Xx
Xx	Xx	Xx	Dd	Ee	Ff	Xx	Hh	Xx
Nn	Bb	Xx	Cc	Dd	li	Xx	Ff	Xx
Xx	Xx	Xx	Ww	Rr	Jj	Xx	Zz	Xx
Xx	Ee	Ff	Gg	Hh	li	Xx	Kk	Xx
Xx	Xx	Xx	Xx	Xx	Xx	Xx	li	Xx
Rr	Yy	Ll	Zz	Aa	Mm	Bb	Cc	Xx
Ll	Mm	Nn	Oo	Pp	Qq	Xx	Xx	Xx

Zeichne den Buchstaben nach und male die Bilder aus, die mit dem Buchstaben beginnen.

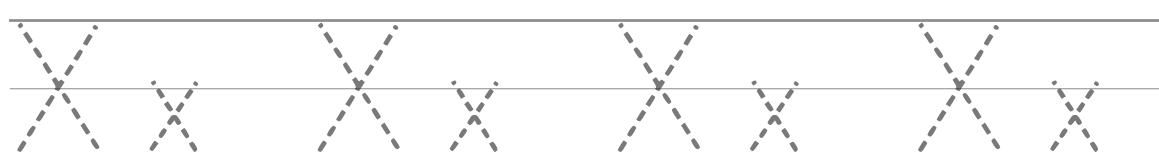
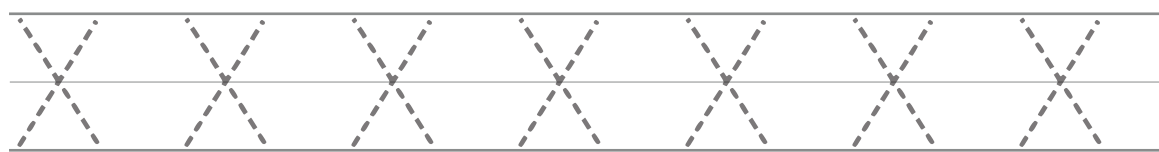
Druckschrift

Schreibschrift






Druckschrift



Toll machst du das! Probiere jetzt die Zeile alleine fertig zu schreiben.



Schreibschrift

x x x x x x



X X X X X

X x X x X x

x

X

X x






Suchen & Finden



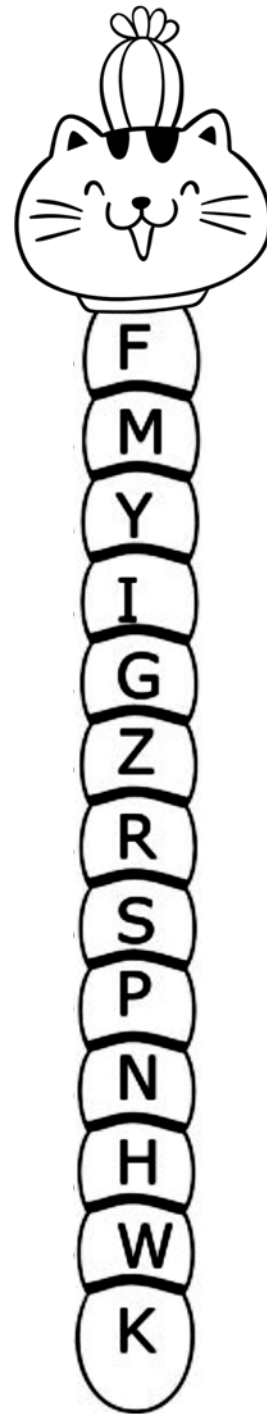
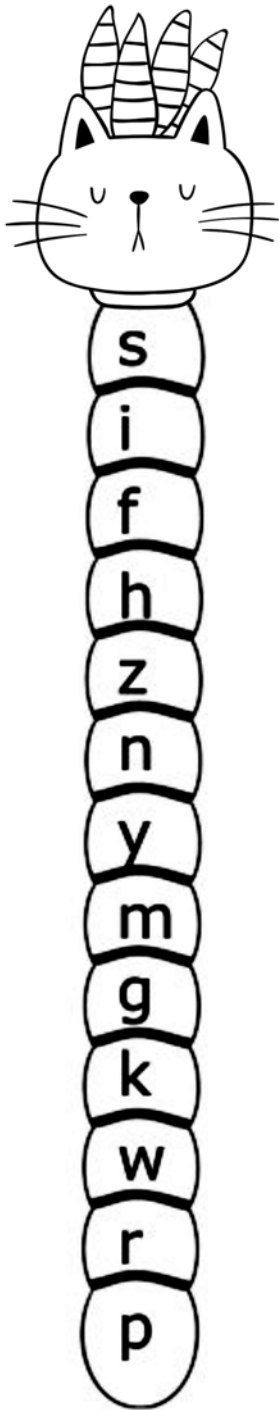
Finde die Buchstaben Xx und male sie mit deiner Lieblingsfarbe an.

X x



Verbinden

Verbinde die richtigen
Buchstaben-Paare.





Deine ersten Wörter

So sehen die Wörter in **Druckschrift** aus:

Party Cowboy

Yacht Yoga

Pyramide bauen

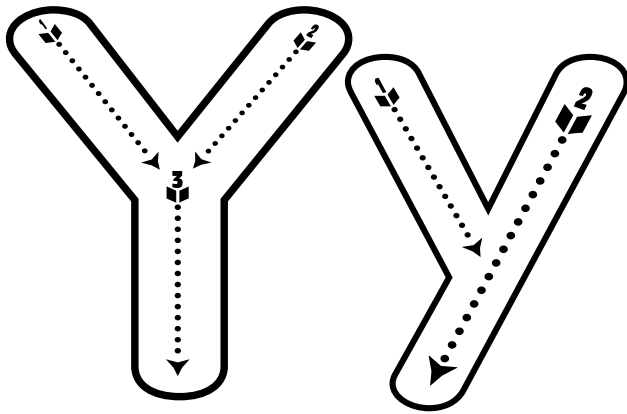
So sehen die Wörter in **Schreibschrift** aus:

Party Cowboy

Yacht Yoga

Pyramide bauen



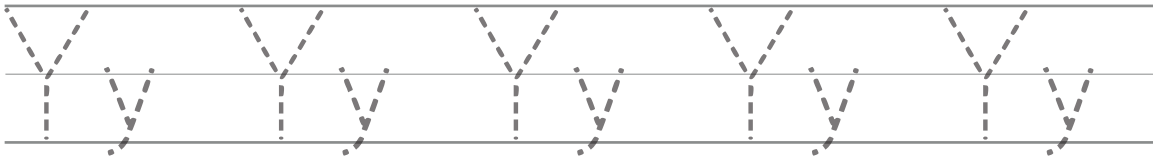


Male den Buchstaben aus.

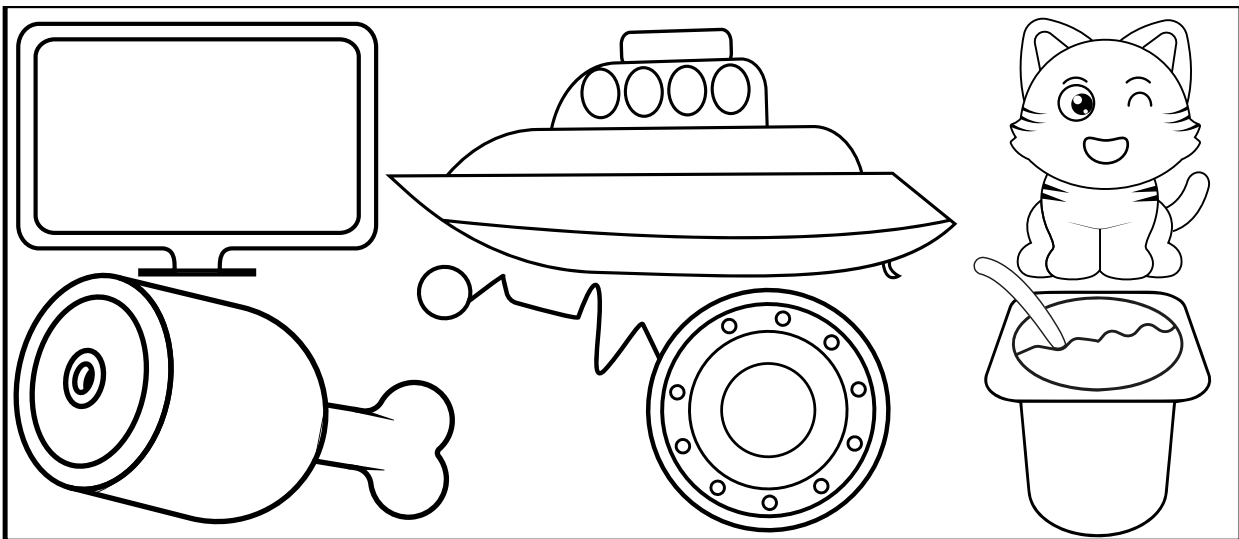
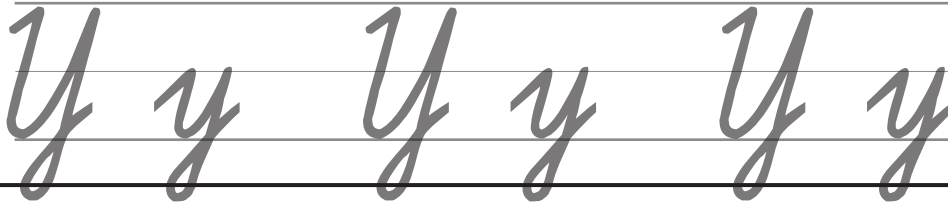
Yy	Yy	Yy	Yy	Aa	Yy	Yy	Yy	Yy
Yy	Vv	Ww	Yy	Bb	Yy	Aa	Bb	Rr
Yy	Ww	Xx	Yy	Yy	Yy	Bb	Cc	Ss
Yy	Yy	Ii	Jj	Aa	Kk	Aa	Ee	Ii
Tt	Yy	Yy	Yy	Yy	Yy	Yy	Yy	Yy
Uu	Zz	Aa	Bb	Cc	Dd	Ee	Ww	Yy
Vv	Aa	Bb	Cc	Dd	Yy	Yy	Yy	Yy
Ww	Bb	Mm	Yy	Yy	Yy	Pp	Dd	Xx
Cc	Dd	Ee	Yy	Gg	Hh	Ii	Jj	Kk


Zeichne den Buchstaben nach und male die Bilder aus, die mit dem Buchstaben beginnen.

Druckschrift

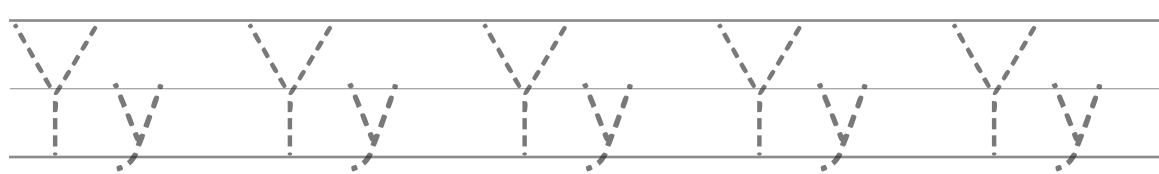
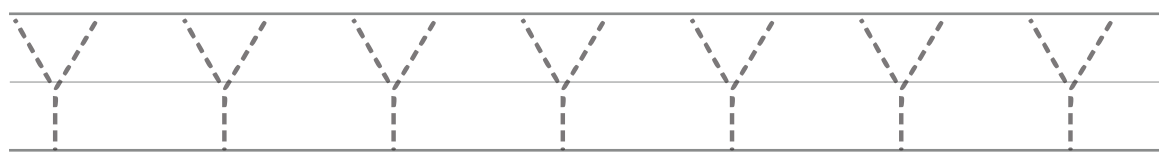


Schreibschrift






Druckschrift



Toll machst du das! Probiere jetzt die Zeile alleine fertig zu schreiben.



Schreibschrift

y y y y y y y y

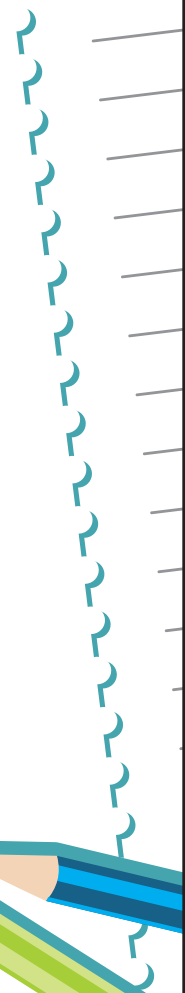
Y Y Y Y Y Y Y Y

Y y Y y Y y

y

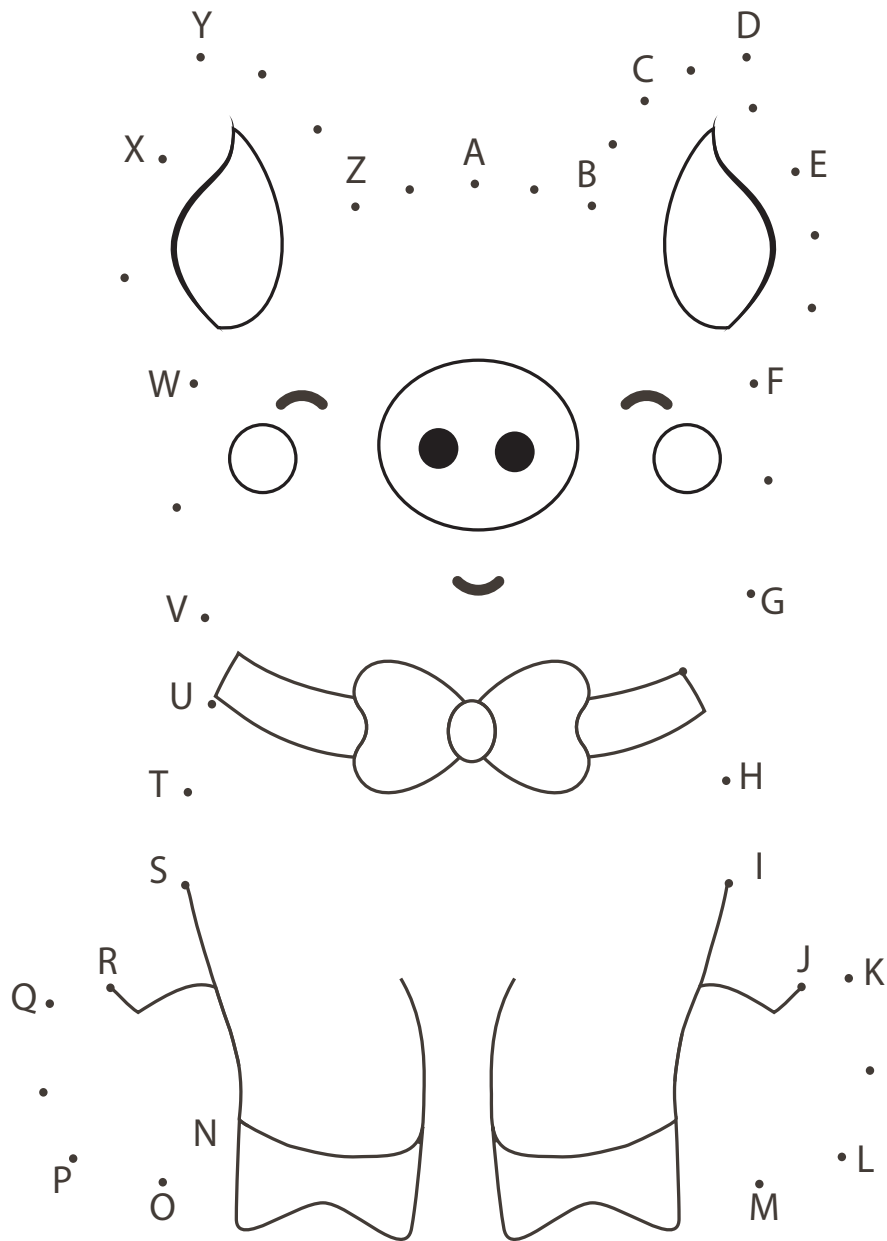
Y

Y y



Großes Alphabet

Verbinde die Punkte von A bis Z.



Kleines Alphabet

Verbinde die Punkte von A bis Z.





Deine ersten Wörter

So sehen die Wörter in **Druckschrift** aus:

zum zeichnen

Zahn Zug Zebra

Zahlen rechnen

So sehen die Wörter in **Schreibschrift** aus:

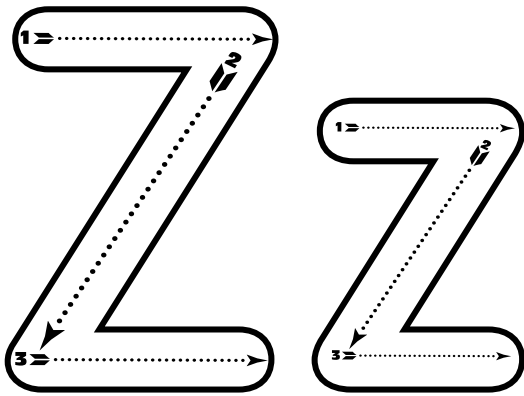
zum zeichnen

Zahn Zebra Zug

Zahlen rechnen



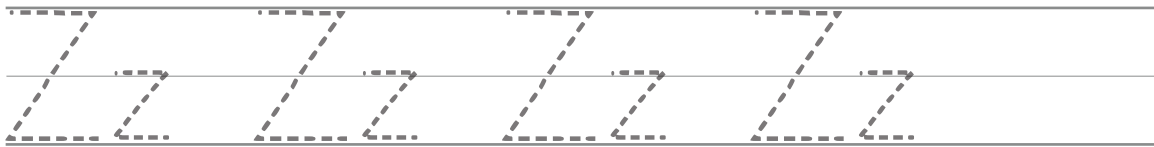
Male den Buchstaben aus.



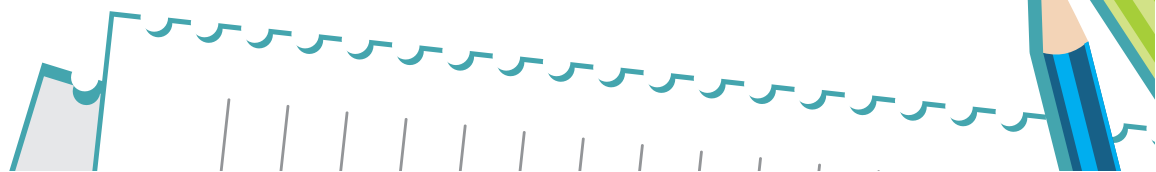

D d	Zz	Ff	Zz	Zz	Zz	Jj	Kk	Ll
Ss	Zz	Zz	Zz	Ff	Zz	Hh	Ii	Tt
Tt	Dd	Ee	Ff	Gg	Zz	Zz	Ii	Uu
Uu	Mm	Zz	Zz	Zz	Bb	Zz	Cc	Vv
Vv	Ff	Zz	Hh	Zz	Zz	Zz	Ll	Ww
Ww	Gg	Zz	Ii	Jj	Kk	Rr	Ll	Xx
Xx	Hh	Zz	Zz	Zz	Zz	Zz	Nn	Yy
Yy	Oo	Rr	Ee	Ss	Ff	Zz	Gg	Ss
Zz	Zz	Zz	Zz	Zz	Zz	Zz	Ss	Tt


Zeichne den Buchstaben nach und male die Bilder aus, die mit dem Buchstaben beginnen.

Druckschrift



Schreibschrift






Druckschrift

Handwriting practice lines for the letter 'Z'. The first row contains seven dashed 'Z' characters for tracing. The second row contains six dashed 'Z' characters for tracing. The third row contains four dashed 'Z' characters for tracing.

Toll machst du das! Probiere jetzt die Zeile alleine fertig zu schreiben.

Three empty handwriting lines for independent practice. The first line starts with a dashed 'Z' for tracing. The second line starts with a dashed 'Z' for tracing. The third line starts with a dashed 'Z' for tracing.



Schreibschrift

z z z z z z z



Z Z Z Z Z Z Z Z


Z z Z z Z z


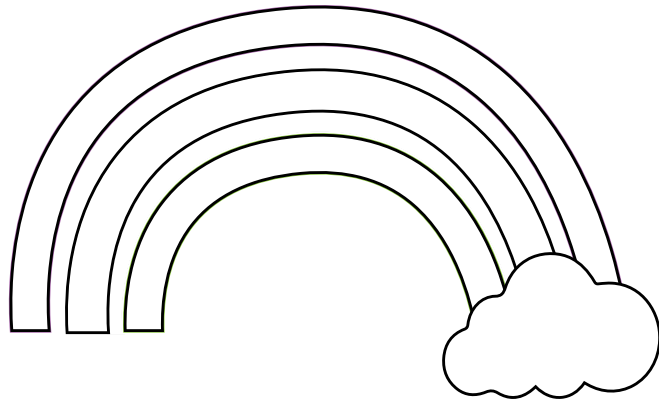
z

Z


Z z








ZAHLEN
RECHNEN
& MEHR






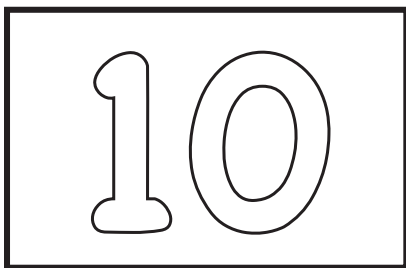

Zahlenspiele

Löse die Aufgaben.

Male die richtige Anzahl aus.

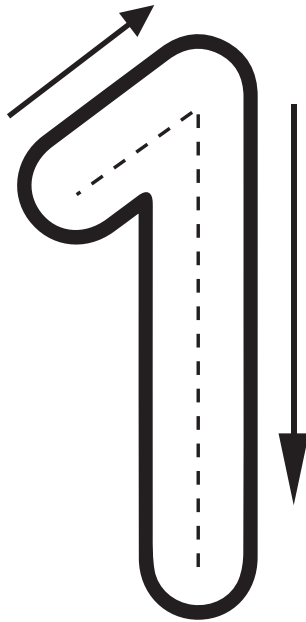


Welche ist die richtige Zahl?
Male das Feld aus an.

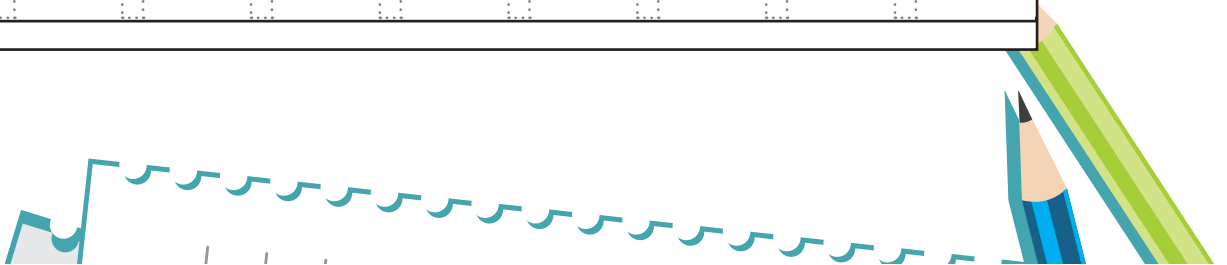
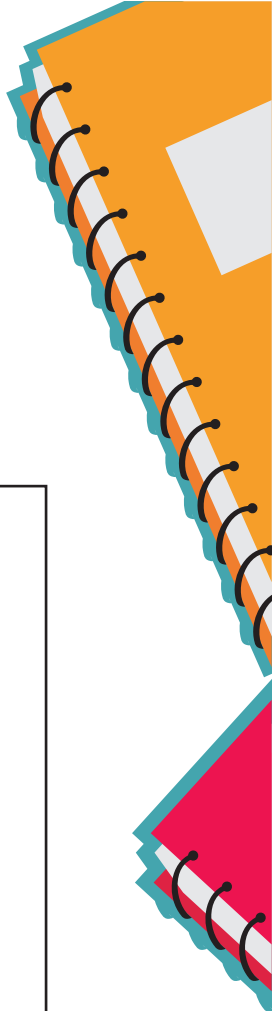


Zahlen

Schreibe die Zahl nach.




➔	1	1	1	1	1	1	1	1	1
➔	1	1	1	1	1	1	1	1	1
➔	1	1	1	1	1	1	1	1	1
➔	1	1	1	1	1	1	1	1	1



Suchen & Finden



Finde die Zahl 1 und male sie bunt aus.



1	1	1	1	1	○	9	8	18
11	○	5	11	1	1	1	○	8
17	12	14	3	16	2○	1	1	9
16	3	○	16	4	17	5	4	3
3	15	6	○	1			2	2
1	12	14	13				15	15
1	6	13	15				1	1
1	10	13	○	14	17	9	11	12
1	2	6	15	10	16	18	14	12
1	1	1	8	2	10	14	1	1
2	19	1	13	3	2	2○	1	16

Zahlenspiele

Verbinde die Punkte 1 bis 10.



Rechnenaufgabe

Male die jeweiligen Kästchen passend zu der Zahl neben dem Rentier aus.



















Malen nach Zahlen


1 = blau, 2 = dunkelgrün, 3 = hellgrün, 4 = dunkelbraun
5 = hellbraun, 6 = gelb, 7 = rosa, 8 = orange








Zahlenspiele

Löse die Aufgaben.

Male die richtige Anzahl aus.



Welche ist die richtige Zahl?
Male das Feld aus.

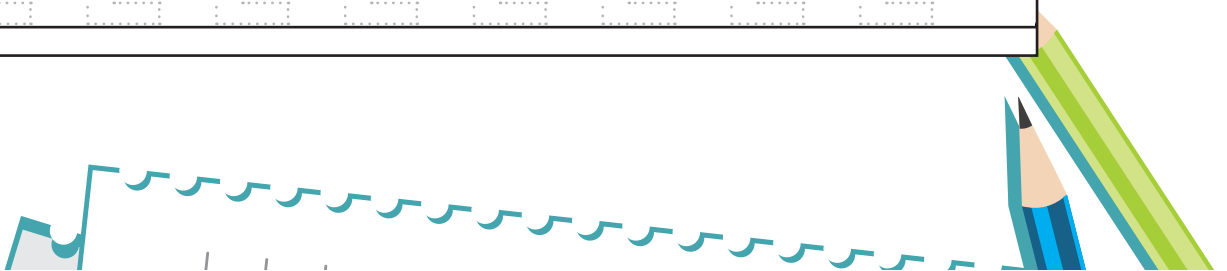
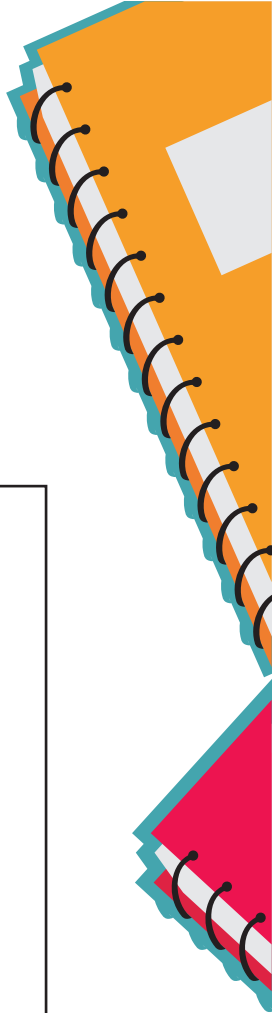


Zahlen

Schreibe die Zahl nach.




Tracing practice area with four rows. Each row starts with a black arrow pointing right, followed by a dashed line and eight dotted number '2's for tracing. Below each row is a blank line for independent practice.



Suchen & Finden


Finde die Zahl 2 und male sie bunt aus.









6	11	1	4	14	2	11	5	15
0	7	2	2	2	2	6	9	7
10	2	2	5	17	16	14	17	9
3	2	5	14	3	18	6	17	17
19	2	2	9	2			12	2
12	1	2	2				5	2
8	17	14	14				15	2
18	19	8	1	16	12	7	11	19
3	2	2	13	17	2	15	4	11
10	10	2	17	17	2	16	17	1
2	2	2	11	4	2	2	2	2

Zahlenspiele

Zähle die Dinge, die du siehst
und trage die richtige Anzahl unten ein.




	<input type="text"/>		<input type="text"/>		<input type="text"/>
	<input type="text"/>		<input type="text"/>		<input type="text"/>

Zählen

Male die richtige Anzahl der Bilder aus.


2




10



8




4



5



6





3



Zahlenspiele


Verbinde die Punkte 1 bis 10.








Zahlenspiele

Löse die Aufgaben.

Male die richtige Anzahl aus.

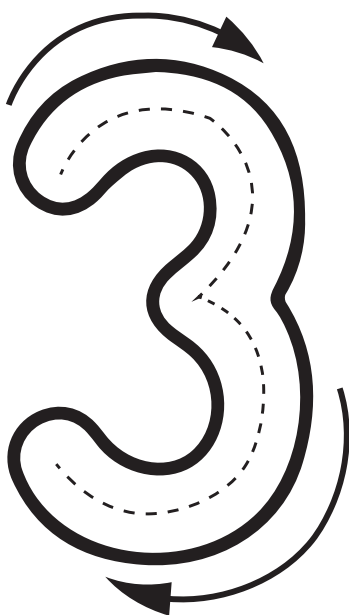


Welche ist die richtige Zahl?
Male das Feld aus.


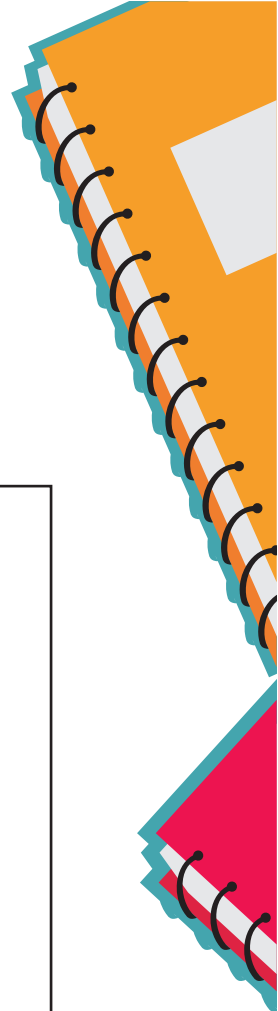


Zahlen

Schreibe die Zahl nach.




→	3	3	3	3	3	3	3	3
→	3	3	3	3	3	3	3	3
→	3	3	3	3	3	3	3	3
→	3	3	3	3	3	3	3	3



Suchen & Finden

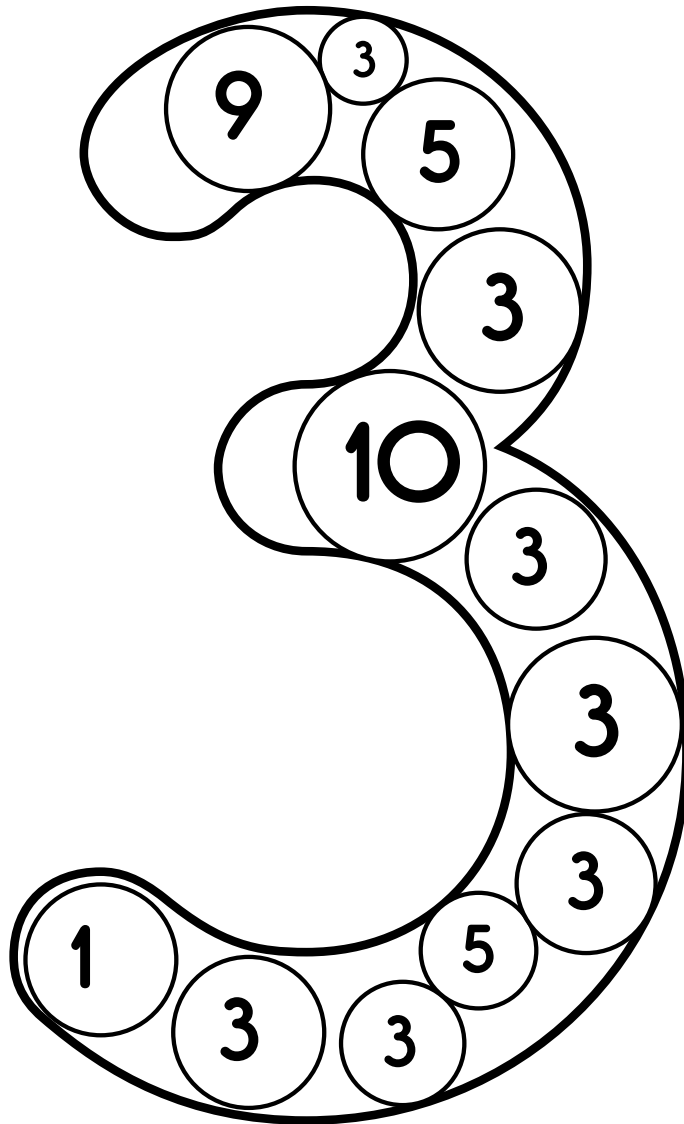
Finde die Zahl 3 und male sie bunt aus.





14	19	5	0	20	14	3	3	3
7	15	20	3	3	3	3	14	10
15	3	3	3	4	10	7	20	8
18	3	19	15	12	12	12	10	6
14	3	3	1	3			0	14
7	8	3	3				17	20
20	12	11	7				20	3
18	6	7	15	2	17	17	12	3
15	14	0	9	7	13	3	15	3
20	3	3	3	1	3	3	1	3
3	3	18	3	3	3	13	19	7

Zählen

Wie oft findest du die Zahl 3?
Zähle sie und male Sie bunt aus.



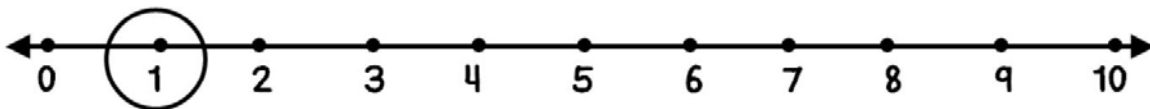
3 =



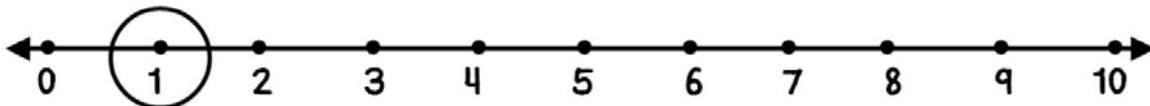
Rechenaufgabe

Zähle die beiden Zahlen zusammen.
Nimm' die Zahlenlinie als Rechenhilfe.

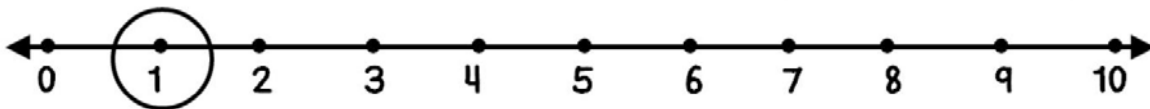
1 + 2 =


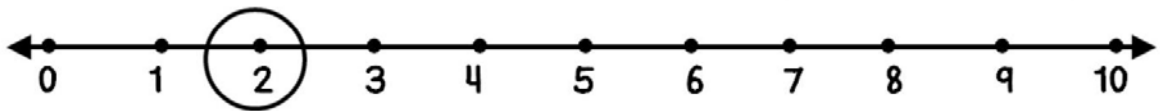

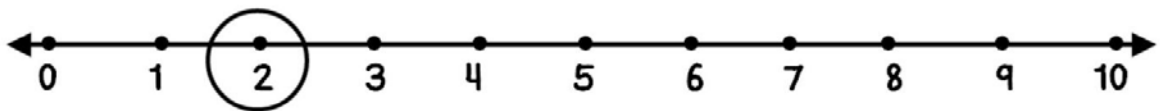

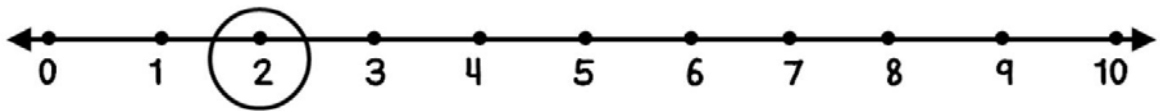



1 + 3 =



1 + 4 =









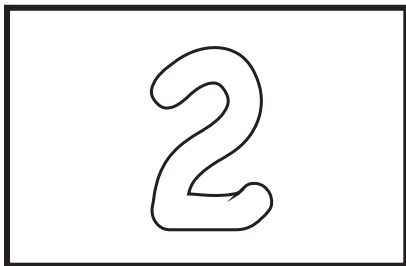

Zahlenspiele

Löse die Aufgaben.

Male die richtige Anzahl aus.


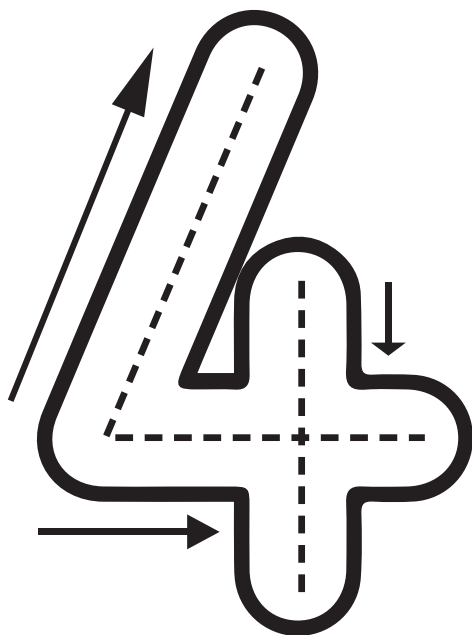


Welche ist die richtige Zahl?
Male das Feld aus.

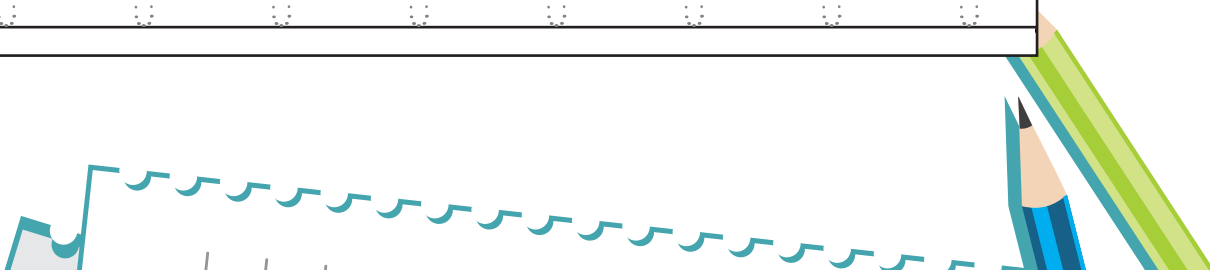
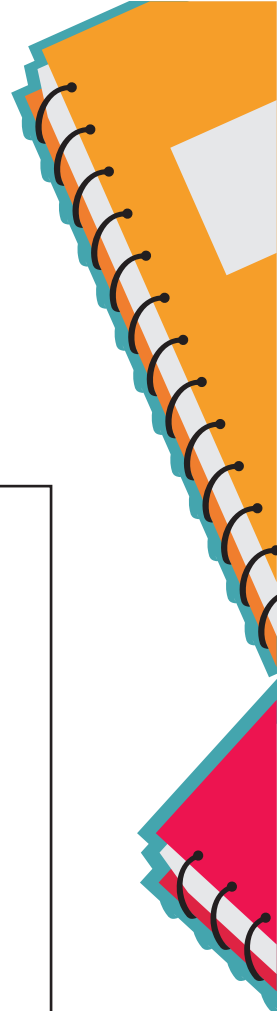


Zahlen

Schreibe die Zahl nach.



Four rows of handwriting practice lines. Each row consists of a solid top line, a dashed middle line, and a solid bottom line. Each row begins with a right-pointing arrow and contains seven dashed number '4's for tracing.






Suchen & Finden

Finde die Zahl 4 und male sie bunt aus.

4	9	18	4	6	13	16	7	11
4	4	5	4	4	4	4	3	8
1	4	9	15	6	3	4	4	5
15	4	4	6	14	12	17	4	4
2	10	15	18	4			20	11
4	4	10	5				7	16
4	1	18	0				6	4
4	4	11	3	20	4	14	4	4
1	4	0	1	0	4	4	4	8
4	4	10	4	6	1	0	1	9
4	20	11	4	4	4	4	4	4



Zahlenspiele

Verbinde die Punkte 1 bis 10.



Größer oder Kleiner

Male jeweils das Größere bunt aus.




Rechenaufgabe

Zähle die Bären, male sie bunt aus und schreibe das Ergebnis in das Feld.




=








Zahlenspiele

Löse die Aufgaben.

Male die richtige Anzahl aus.

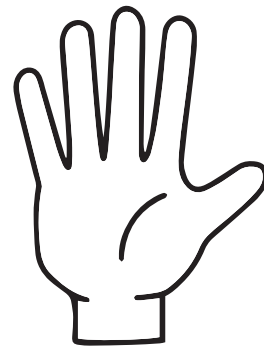



Welche ist die richtige Zahl?
Male das Feld aus.

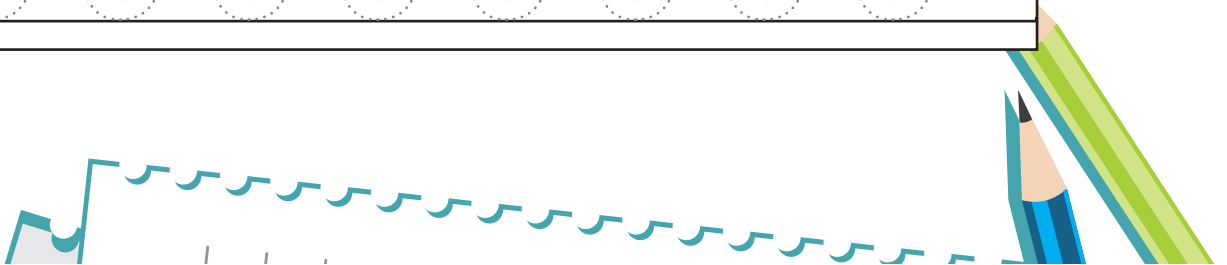
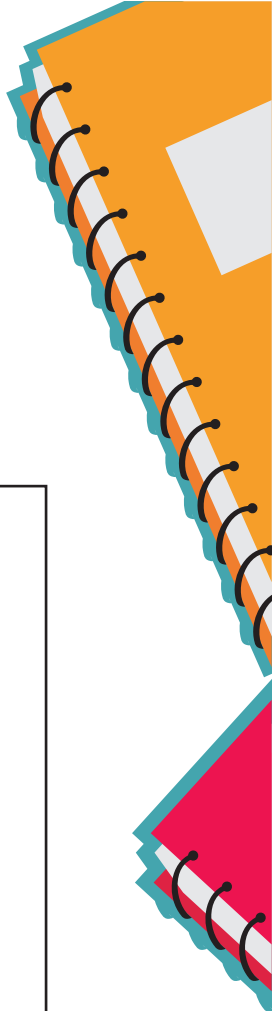


Zahlen

Schreibe die Zahl nach.




→	5	5	5	5	5	5	5	5
→	5	5	5	5	5	5	5	5
→	5	5	5	5	5	5	5	5
→	5	5	5	5	5	5	5	5



Suchen & Finden


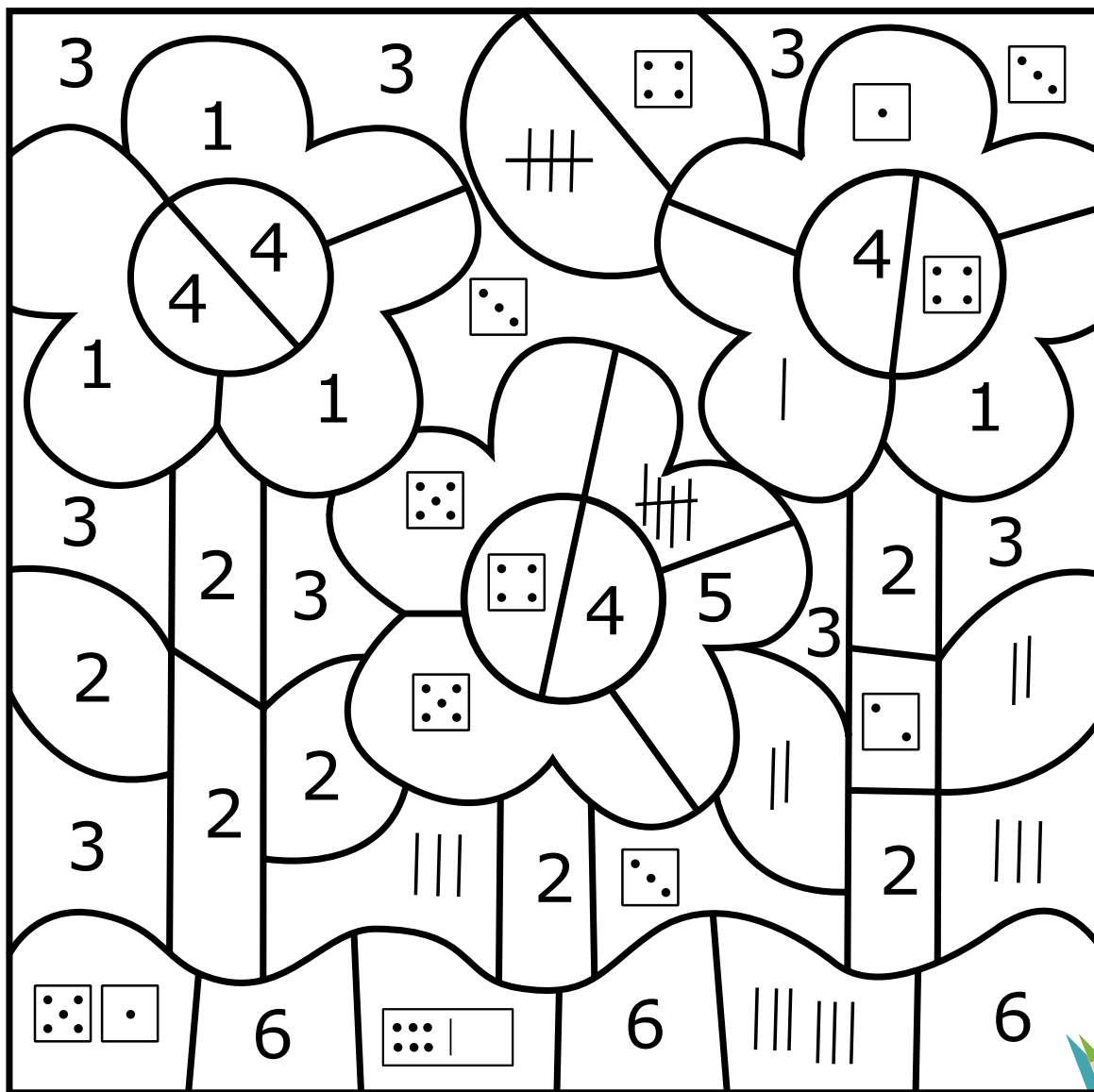

Finde die Zahl 5 und male sie bunt aus.



19	4	9	15	5	12	16	5	5
15	7	1	5	5	14	18	5	9
18	16	5	5	12	10	13	5	5
11	5	5	9	10	20	14	16	17
15	5	1	20	5			4	17
13	5	5	12				14	4
18	1	5	13				20	4
6	11	5	5	5	8	9	17	7
5	9	3	10	11	13	5	5	5
5	14	20	17	16	5	5	0	5
5	5	11	14	5	5	13	14	13


Zahlenspiele

Male die Dinge in der richtigen Farbe aus.



Zahlenspiele



Wieviel sind 5 Äpfel?
Male sie in der Farbe Rot aus.



Suchen & Finden

Finde die Zahl 5.


Male sie in deiner Lieblingsfarbe aus.






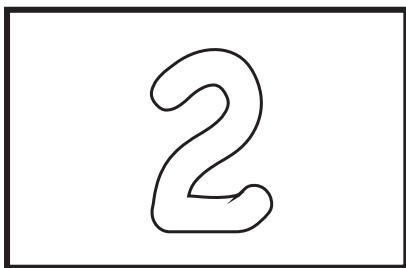

Zahlenspiele

Löse die Aufgaben.

Male die richtige Anzahl aus.

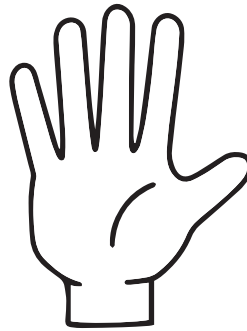


Welche ist die richtige Zahl?
Male das Feld aus.


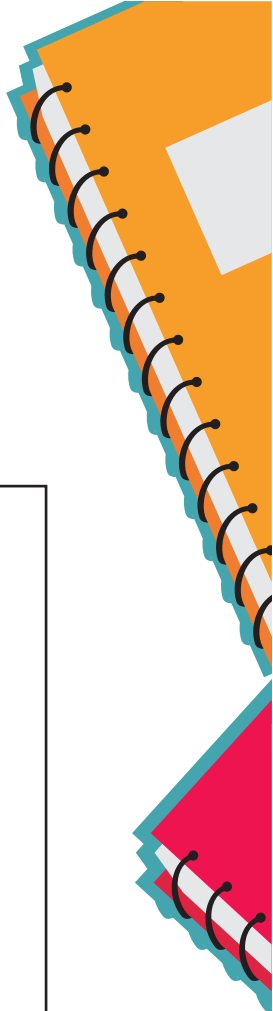


Zahlen

Schreibe die Zahl nach.




Tracing practice area with four rows. Each row starts with a right-pointing arrow on the left, followed by a dashed line and eight dotted number 6s for tracing.



Suchen & Finden




Finde die Zahl 6 und male sie bunt aus.



13	13	6	17	12	20	6	8	2
9	6	6	17	5	6	6	8	18
19	6	20	3	6	6	10	17	14
3	6	0	7	7	3	18	3	6
3	6	18	7	6			20	6
9	6	6	15				3	6
3	9	6	2				0	3
15	11	6	6	6	0	5	9	9
18	3	4	9	15	9	14	18	5
4	20	6	6	6	14	3	5	9
6	6	6	16	6	6	0	1	19


Zahlenspiele

Schreibe die fehlenden Zahlen in die Sterne.



Zählen

Wieviele Dinos siehst du?




.....



Schreibe das
Ergebnis in die Felder.




.....



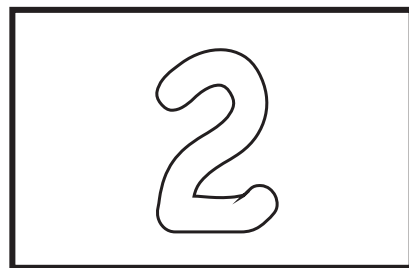




Zahlenspiele

Löse die Aufgaben.

Male die richtige Anzahl aus.

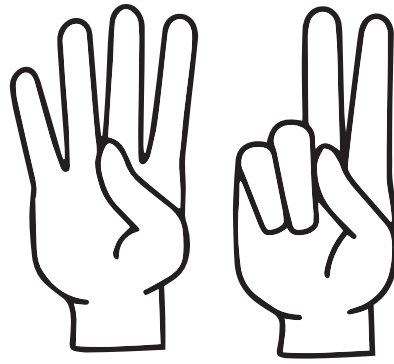



Welche ist die richtige Zahl?
Male das Feld aus.

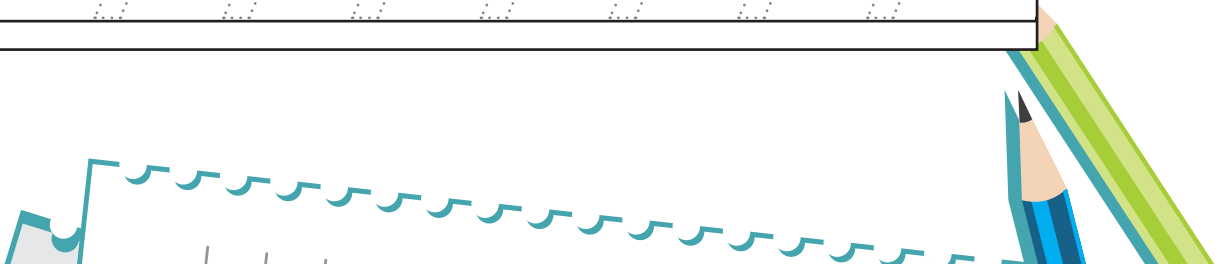
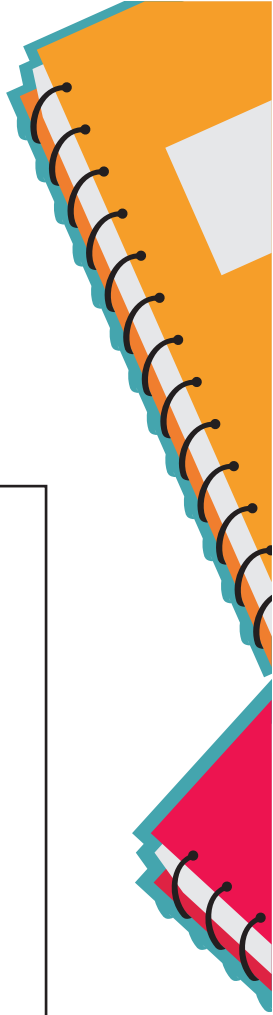


Zahlen

Schreibe die Zahl nach.



Tracing practice area with four rows of dashed number 7s on a lined background. Each row starts with a right-pointing arrow on the left side.




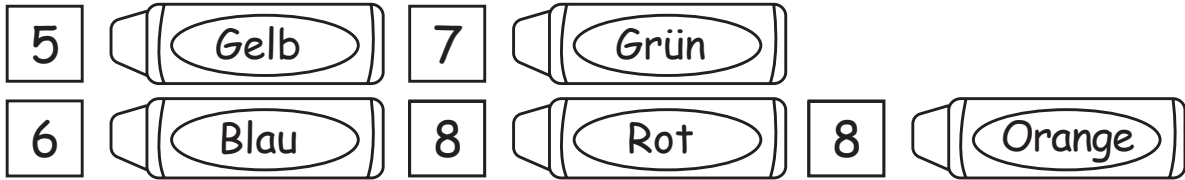
Suchen & Finden

Finde die Zahl 7 und male sie bunt aus.

7	7	20	19	9	7	14	15	4
11	7	7	15	2	7	7	7	3
3	1	7	2	4	0	11	7	20
14	11	7	2	4	2	3	9	1
11	0	7	4	7			5	14
4	1	2	5				1	11
14	13	14	5				16	8
7	5	15	10	3	1	7	19	7
7	17	3	1	10	10	7	7	7
7	10	14	3	7	0	3	14	18
7	7	7	7	7	12	3	5	2

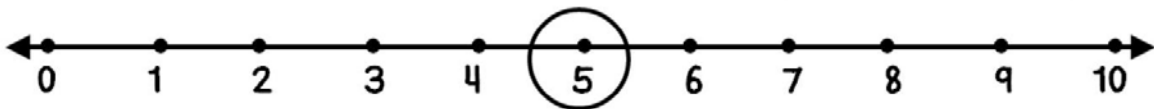

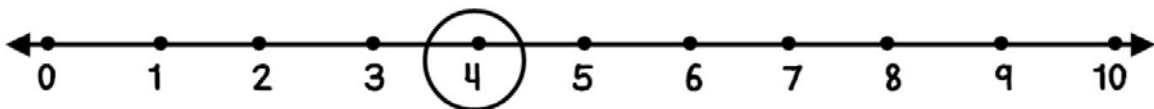

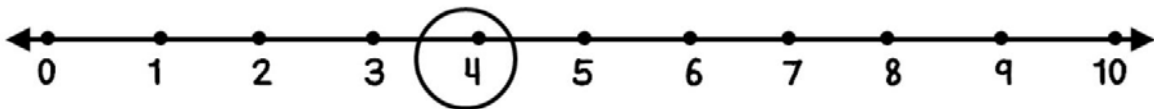

Zahlenspiele


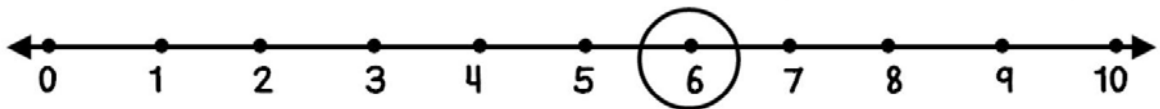


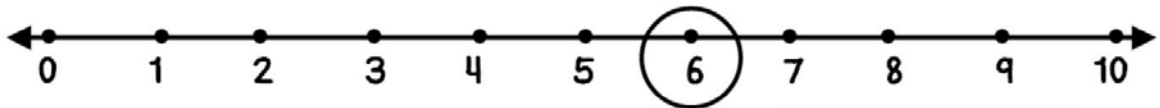


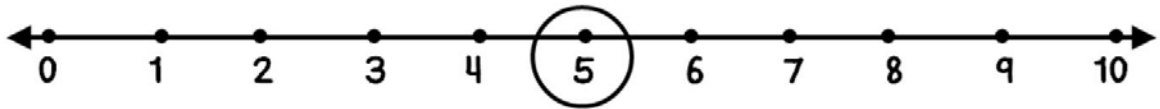

Male die Dinge in der richtigen Farbe aus.



Rechenaufgabe

Zähle die beiden Zahlen zusammen.
Nimm' die Zahlenlinie als Rechenhilfe.











Zahlenspiele

Löse die Aufgaben.

Male die richtige Anzahl aus.

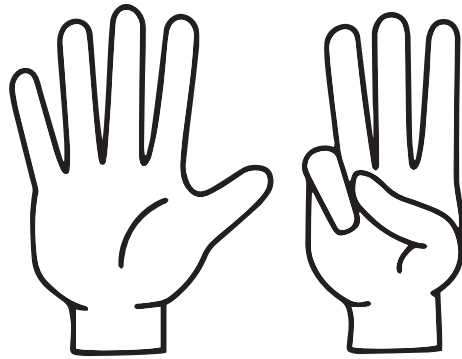



Welche ist die richtige Zahl?
Male das Feld aus.


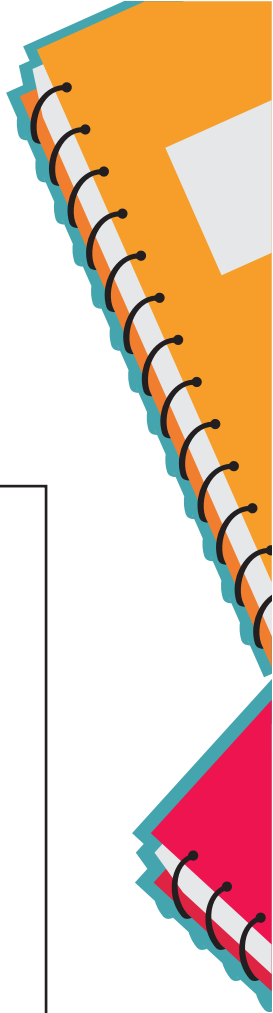


Zahlen

Schreibe die Zahl nach.



Tracing practice area with four rows. Each row starts with a right-pointing arrow and contains a series of dashed number 8s for tracing. The first row has 8 dashed 8s, the second has 7, the third has 6, and the fourth has 5.



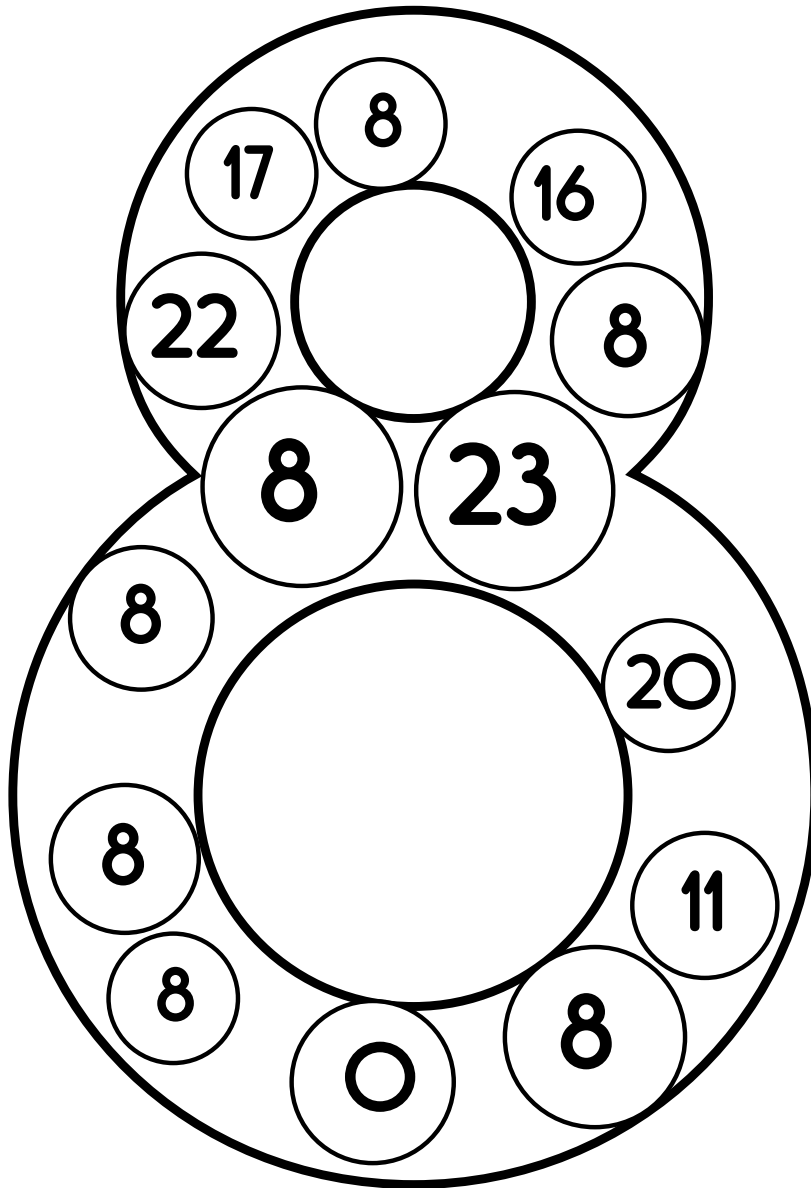
Suchen & Finden

Finde die Zahl 8 und male sie bunt aus.



4	5	9	8	1	4	7	5	7
8	8	2	8	8	13	7	6	6
14	8	9	18	8	8	8	4	17
8	8	20	13	5	2	10	13	15
12	16	2	4	8			4	20
17	15	8	8	8			18	15
7	11	8	2	8			18	1
11	7	8	20	3	5	4	10	5
16	1	8	14	20	10	16	20	12
19	18	8	8	8	7	8	8	8
2	6	15	14	8	8	8	3	8

Zählen

Wie oft findest du die Zahl 8?
Zähle sie und male Sie bunt aus.




8 =




Rechnenaufgabe

Male die jeweiligen Kästchen passend zu der Zahl im Hasen aus.
















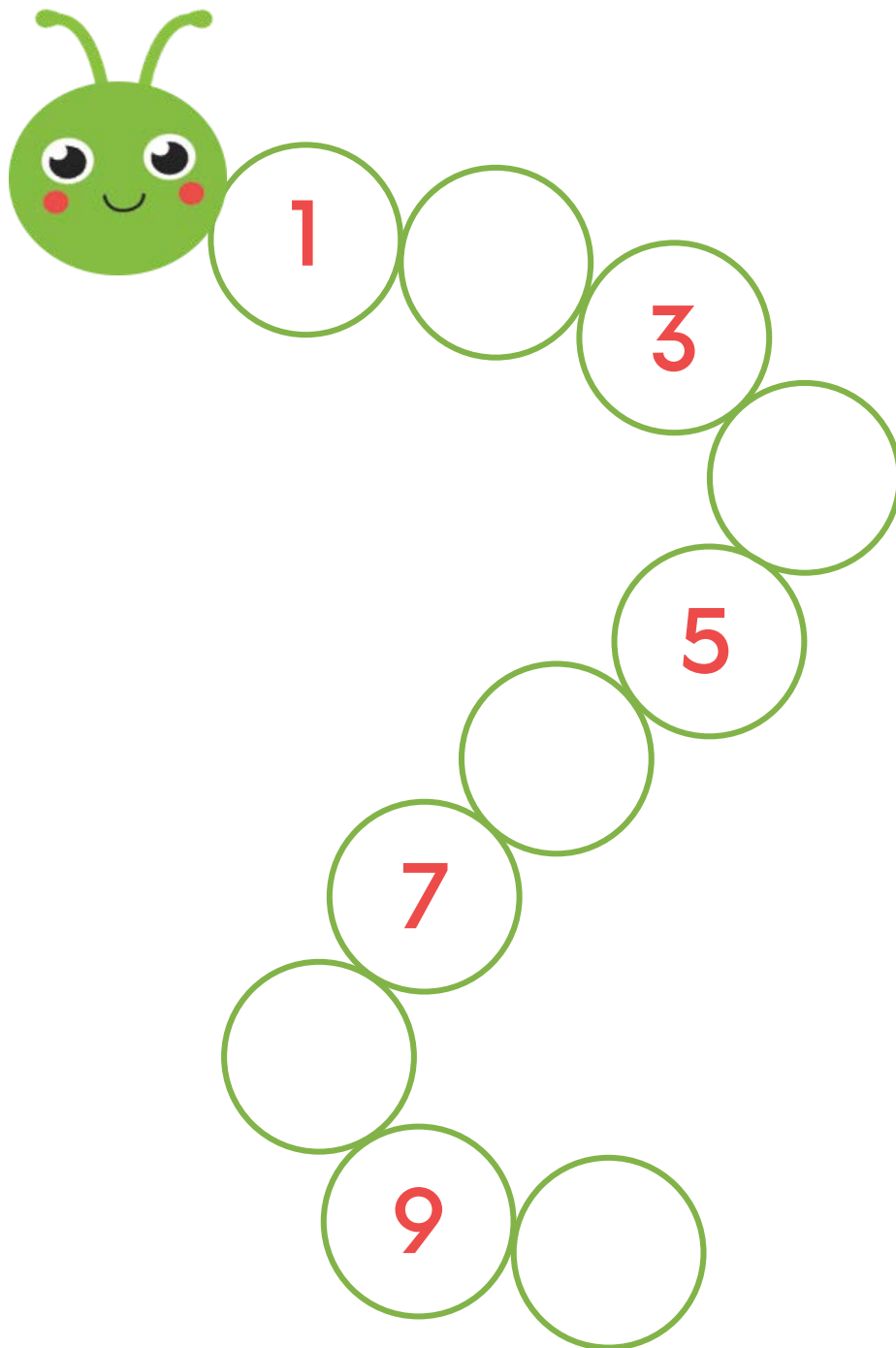






Zahlenspiele


Schreibe die fehlenden
Zahlen in die Kreise.



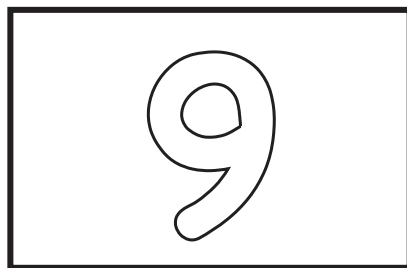




Zahlenspiele

Löse die Aufgaben.

Male die richtige Anzahl aus.

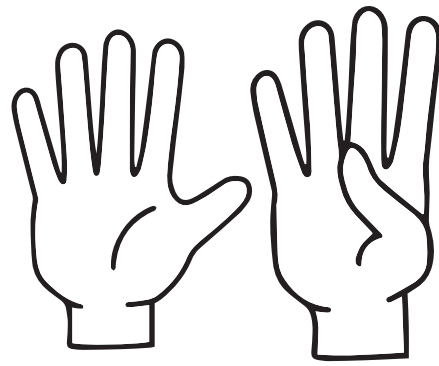



Welche ist die richtige Zahl?
Male das Feld aus.

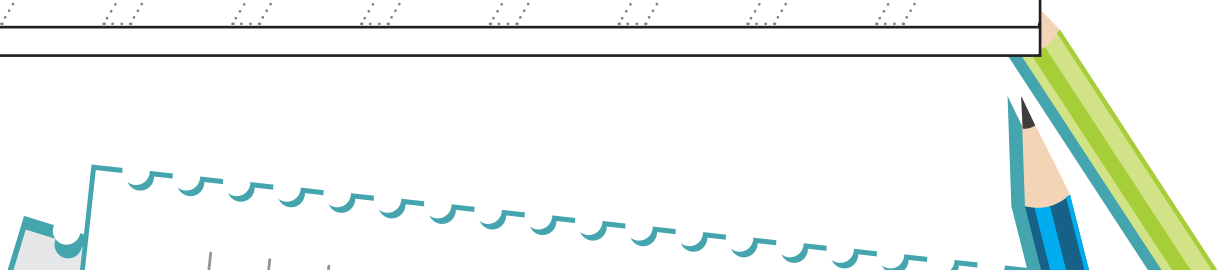
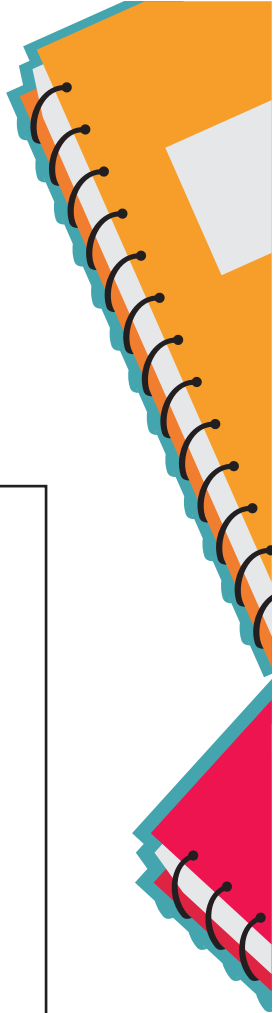


Zahlen

Schreibe die Zahl nach.




Four rows of handwriting practice lines. Each row consists of a solid top line, a dashed middle line, and a solid bottom line. The first row contains eight dotted number 9s for tracing, with a black arrow pointing right at the start of the dashed line. The remaining three rows are blank for independent practice.



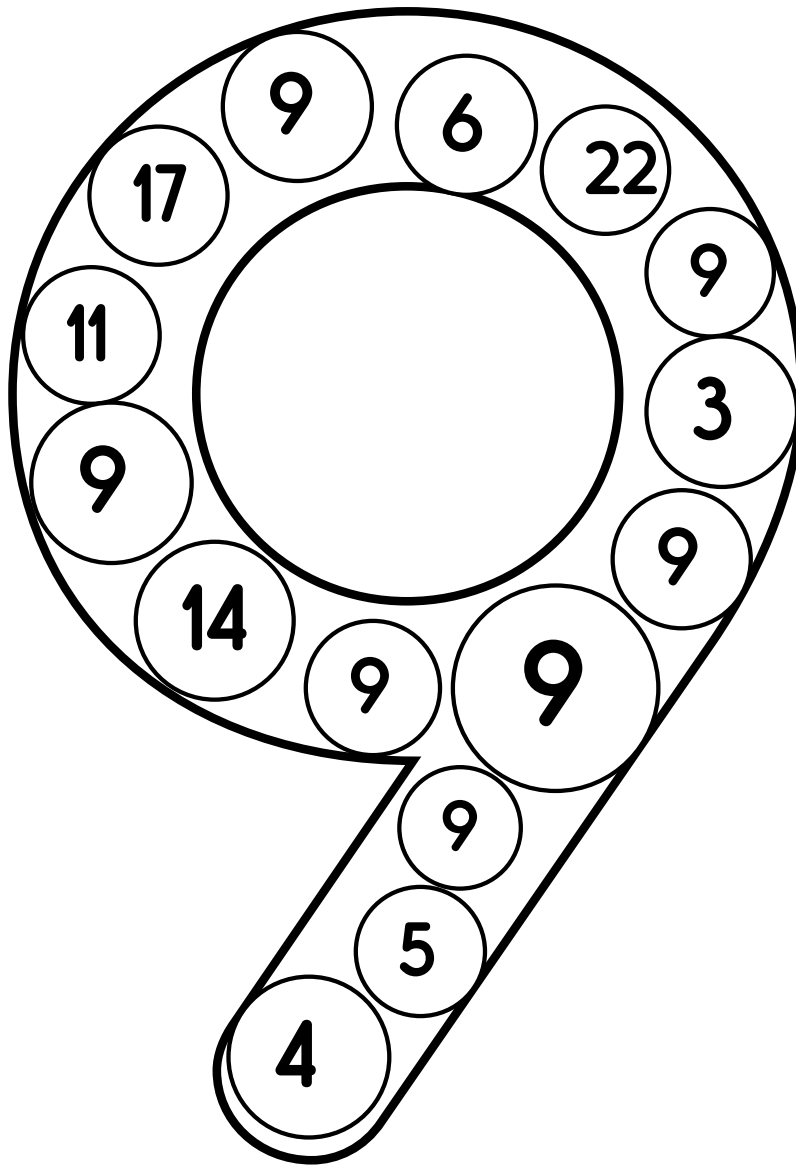
Suchen & Finden

Finde die Zahl 9 und male sie bunt aus.


9	2	4	11	9	9	9	4	9
9	9	16	11	9	16	9	9	9
8	9	15	18	9	17	4	18	13
3	9	4	19	10	0	16	20	17
14	9	9	5				20	11
7	2	9	11				11	16
11	9	9	10				1	2
11	13	4	5	16	9	8	7	9
11	9	9	9	16	9	7	9	9
4	9	0	9	5	9	5	9	0
9	9	0	10	18	9	9	9	12

Zählen

Wie oft findest du die Zahl 9?
Zähle sie und male Sie bunt aus.




9 =



Zählen

Male die richtige Anzahl der Bilder aus.



5

3

2

2




2

4

1

3



6

5

2

3



10



3

4

2

Zahlenspiele


Wieviele Dinge siehst du von jeder Sorte?
Trage die richtige Zahl in das Feld ein.






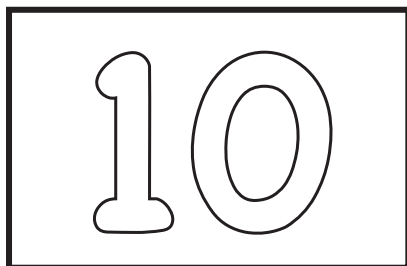

Zahlenspiele

Löse die Aufgaben.

Male die richtige Anzahl aus.

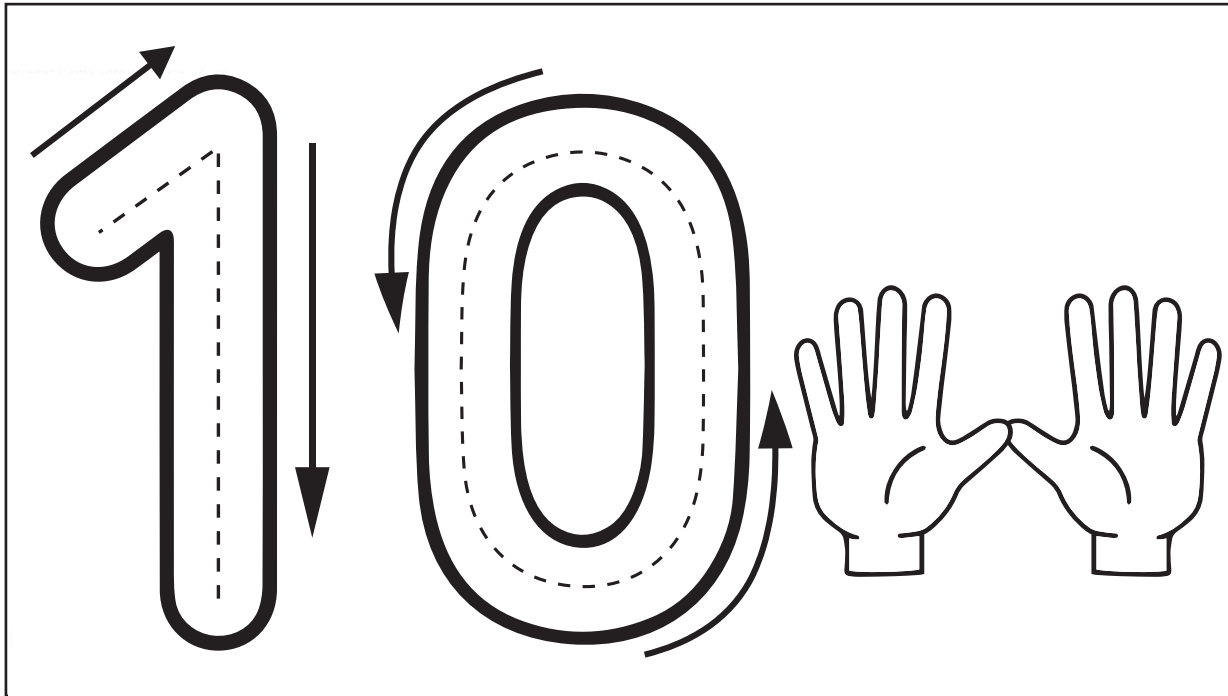


Welche ist die richtige Zahl?
Male das Feld aus.



Zahlen

Schreibe die Zahl nach.


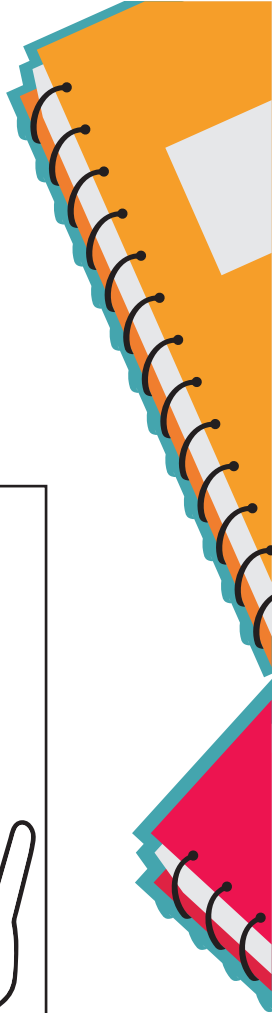


→ 10 10 10 10 10

→ 10 10 10 10 10

→ 10 10 10 10 10

→ 10 10 10 10 10




Suchen & Finden

Finde die Zahl 10 und male sie bunt aus.

10	20	20	10	10	10	10	10	18
10	10	6	10	5	14	16	10	11
18	10	4	10	18	4	4	10	4
20	10	10	10	1	1	4	10	10
12	16	17	7	10			11	10
5	8	3	6				10	10
13	4	10	11				0	17
9	5	10	1	20	8	1	7	19
19	10	10	16	16	10	10	10	4
17	10	7	16	4	18	8	10	10
10	10	11	18	3	13	8	20	9

Zählen

Zähle, wie viele Bilder du siehst.
Schreibe die richtige Zahl unten auf.



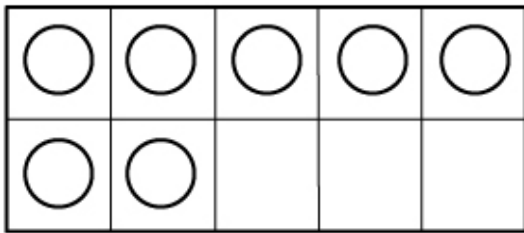
Malen nach Zahlen

1 = hellblau, 2 = dunkelbraun, 3 = hellbraun, 4 = dunkelgrün
5 = hellgrün, 6 = dunkelblau, 7 = dunkelgrün (od. 3. Grünton), 8 = gelb

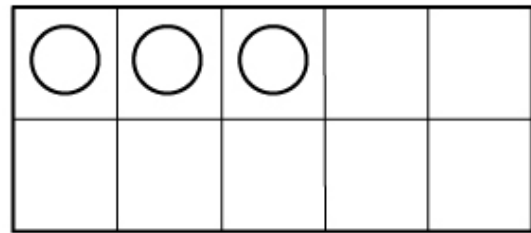


Rechenaufgabe

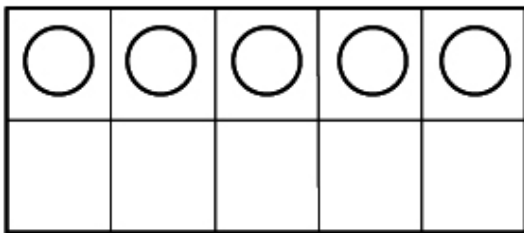
Wieviel brauchst du auf die Zahl 10?
Zeichne und/oder schreibe das Ergebnis auf.



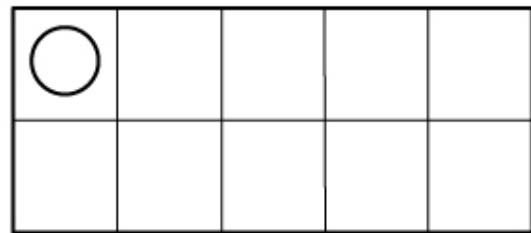
$$7 + \underline{\quad} = 10$$



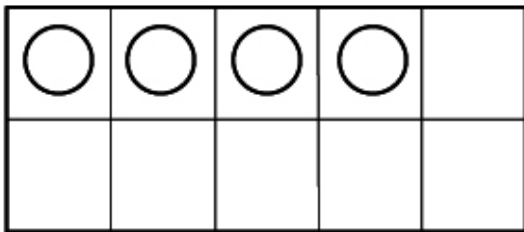
$$3 + \underline{\quad} = 10$$



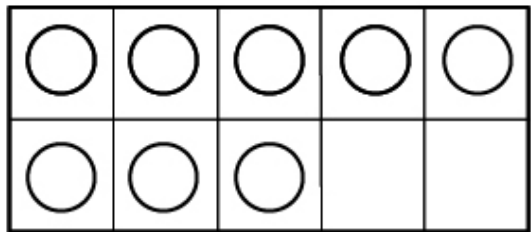
$$5 + \underline{\quad} = 10$$



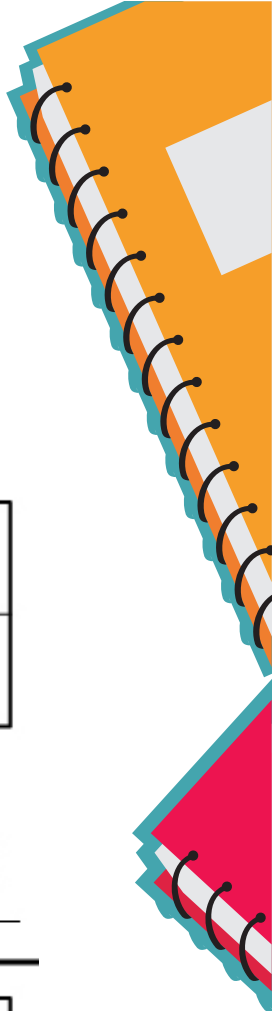
$$1 + \underline{\quad} = 10$$



$$4 + \underline{\quad} = 10$$




$$8 + \underline{\quad} = 10$$




Zahlenspiele

Löse die Aufgaben.

Male die richtige Anzahl aus.



Welche ist die richtige Zahl?
Male das Feld aus.

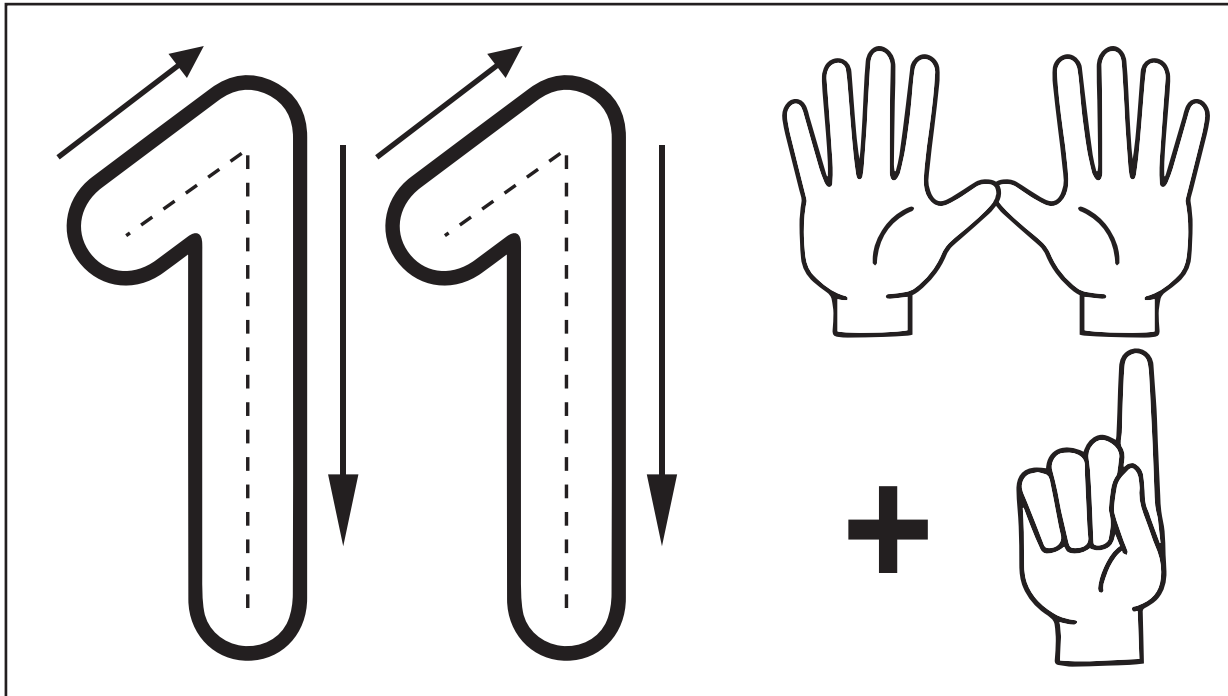


7	11	8	10
---	----	---	----




Zahlen

Schreibe die Zahl nach.




→	1 1	1 1	1 1	1 1	1 1
→	1 1	1 1	1 1	1 1	1 1
→	1 1	1 1	1 1	1 1	1 1
→	1 1	1 1	1 1	1 1	1 1



Suchen & Finden

Finde die Zahl 11 und male sie bunt aus.



11	4	12	4	18	5	11	11	11
11	4	20	4	11	11	11	15	6
11	6	11	11	11	19	19	0	15
11	20	11	19	4	16	5	10	13
11	14	11	15	11			3	5
11	4	11	11				15	7
11	4	5	13				0	2
11	11	11	14	5	19	4	13	9
2	0	5	13	8	17	19	15	20
12	4	18	11	11	11	16	10	13
13	11	11	11	19	11	11	0	7

Rechenaufgabe

Schreibe die Antwort in das Feld
und male die Bilder aus.

$4 + \text{fish} = \square$

$6 + \text{bears} = \square$

$2 + \text{ducks} = \square$

$3 + \text{rabbits} = \square$

$5 + \text{tigers} = \square$



$4 - 1$



$8 - 4$



$10 - 6$



$5 - 4$



$5 - 3$



$8 - 5$




$6 - 5$



$5 - 2$



$6 - 4$




$7 - 3$




$4 - 3$



$5 - 3$



$8 - 5$




$5 - 1$




Zahlenspiele

Löse die Aufgaben.

Male die richtige Anzahl aus.



Welche ist die richtige Zahl?
Male das Feld aus.




1	5	12	6
---	---	----	---



Zahlen

Schreibe die Zahl nach.




Tracing practice lines for the numbers 1 and 2. Each line consists of a solid top line, a dashed middle line, and a solid bottom line. An arrow on the left of each line points to the start of the tracing sequence. The sequence consists of five pairs of the numbers 1 and 2, where the 1 is on the left and the 2 is on the right, both rendered in a dotted font for tracing.



Suchen & Finden

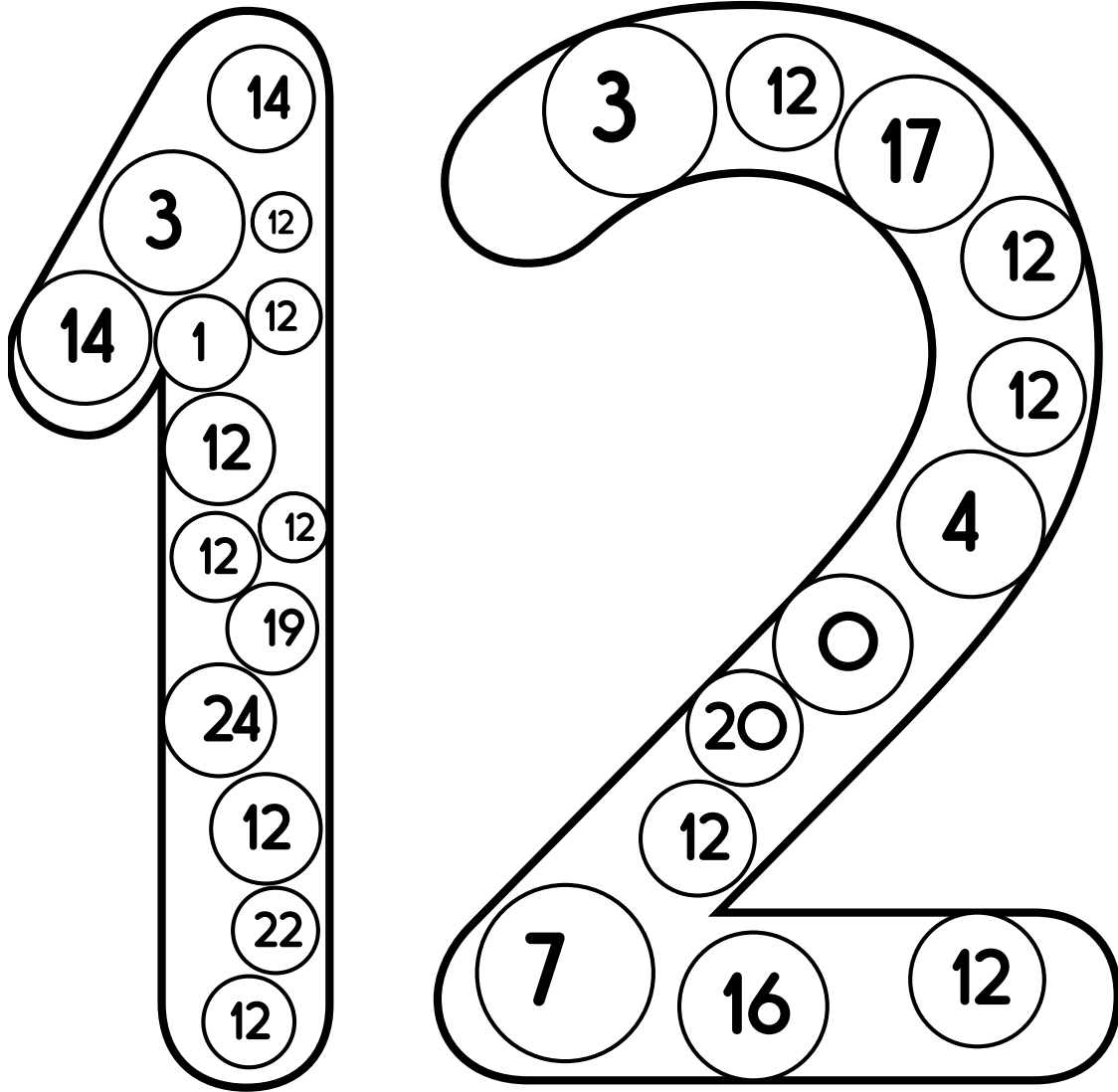
Finde die Zahl 12 und male sie bunt aus.




12	12	6	12	13	9	7	3	12
4	12	5	12	9	13	19	5	12
20	12	12	12	3	11	19	4	12
10	4	17	10	6	9	19	11	20
12	12	4	8	12			20	12
8	12	20	14				18	12
3	12	12	13				11	12
5	0	12	8	12	20	2	3	15
4	6	12	18	12	12	15	20	12
8	15	3	7	14	12	4	16	12
16	6	11	1	0	12	12	12	12

Zählen



Wie oft findest du die Zahl 12?
Zähle sie und male Sie bunt aus.



12=







Finde gemeinsam mit der Schildkröte den Weg zum Hasen und befreie ihn aus seinem Hasenbau.





Rechenaufgabe

Zähle die Dinos und schreibe das Ergebnis in das untere Feld.

			
--	--	--	--


--	--	--	--




Zahlenspiele

Löse die Aufgaben.

Male die richtige Anzahl aus.



Welche ist die richtige Zahl?
Male das Feld aus.

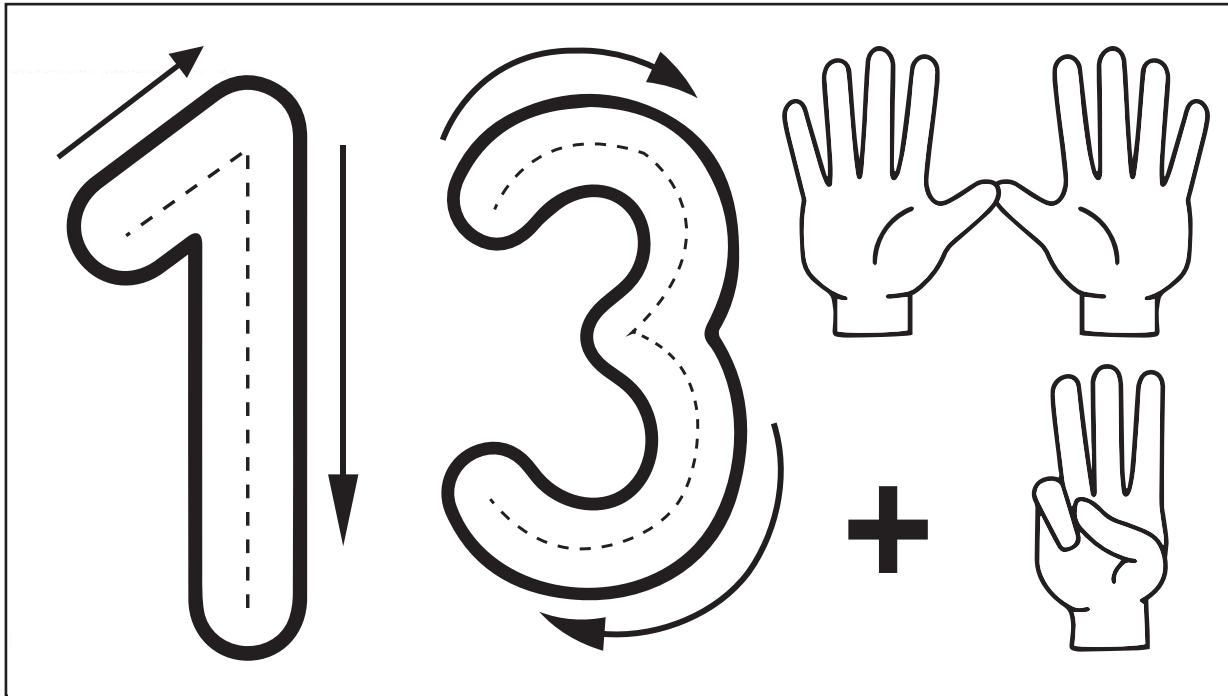


11	1	2	13
----	---	---	----



Zahlen

Schreibe die Zahl nach.




→ 1 3 1 3 1 3 1 3 1 3

→ 1 3 1 3 1 3 1 3 1 3


→ 1 3 1 3 1 3 1 3 1 3

→ 1 3 1 3 1 3 1 3 1 3



Suchen & Finden

Finde die Zahl 13 und male sie bunt aus.



8	10	5	4	17	10	13	13	13
18	5	7	3	17	13	13	18	13
11	11	1	13	13	13	2	1	11
18	15	13	13	7	6	0	12	4
20	11	13	8	13			6	15
19	15	13	13				0	8
13	2	0	9				1	16
13	14	14	19	6	20	20	4	13
13	13	11	5	6	1	2	12	13
11	13	8	3	7	14	6	7	13
13	13	19	10	17	18	11	14	13

Rechenaufgabe

Schreibe die Antwort in das Feld
und male die Bilder aus.

$4 + \text{4 elephants} = \square$

$6 + \text{1 owl} = \square$


$7 + \text{2 birds} = \square$


$2 + \text{3 kangaroos} = \square$


$1 + \text{2 hippos} = \square$


Rechenaufgabe

Zähle die Dinge zusammen und schreibe das Ergebnis in das Kästchen.

 $3 + 1 = \square$




 $10 + 3 = \square$

 $7 + 2 = \square$

 $8 + 4 = \square$










Rechenaufgabe

Löse die Aufgaben.



Rechenaufgabe



Wieviele Tiere zählst du?
Schreibe das Ergebnis in das Feld.



Rechenaufgabe



In den Tieren steht eine Zahl. Welches ist das richtige Ergebnis? Male das Tier bunt aus.

$$6 - 3 = \square$$




Die Tiere helfen dir beim „Minus-Rechnen“.

$$8 - 5 = \square$$




$$9 - 2 = \square$$




Zahlenspiele

Löse die Aufgaben.

Male die richtige Anzahl aus.



Welche ist die richtige Zahl?
Male das Feld aus an.


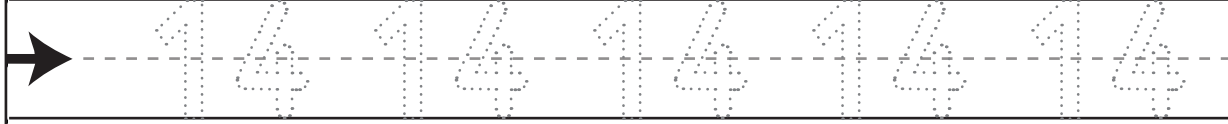
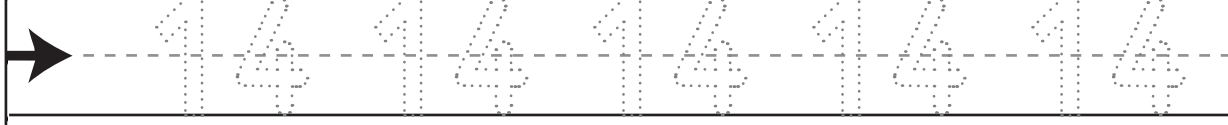
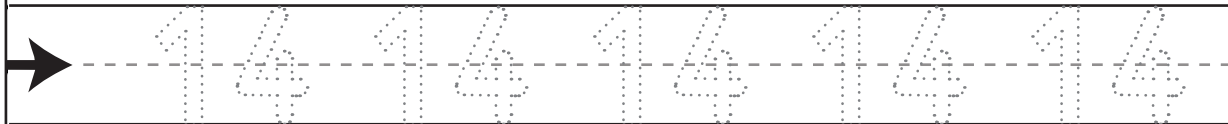
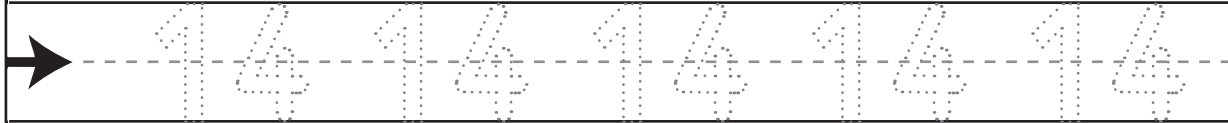
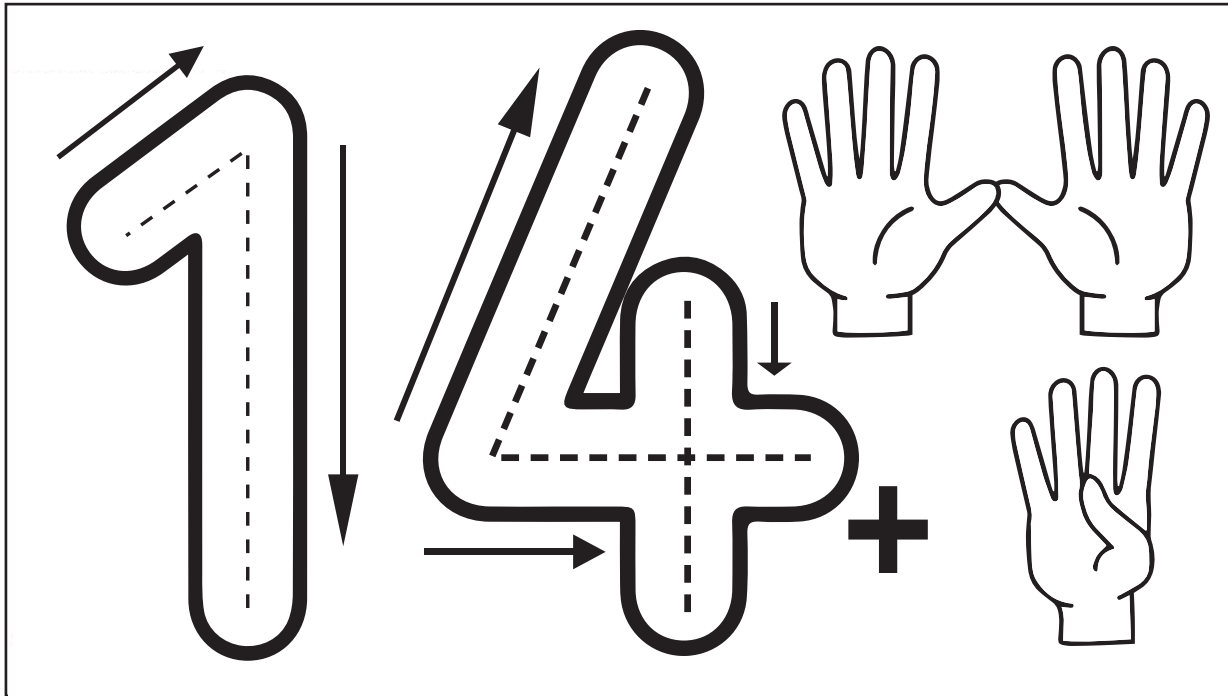


12	14	8	3
----	----	---	---




Zahlen

Schreibe die Zahl nach.



Suchen & Finden

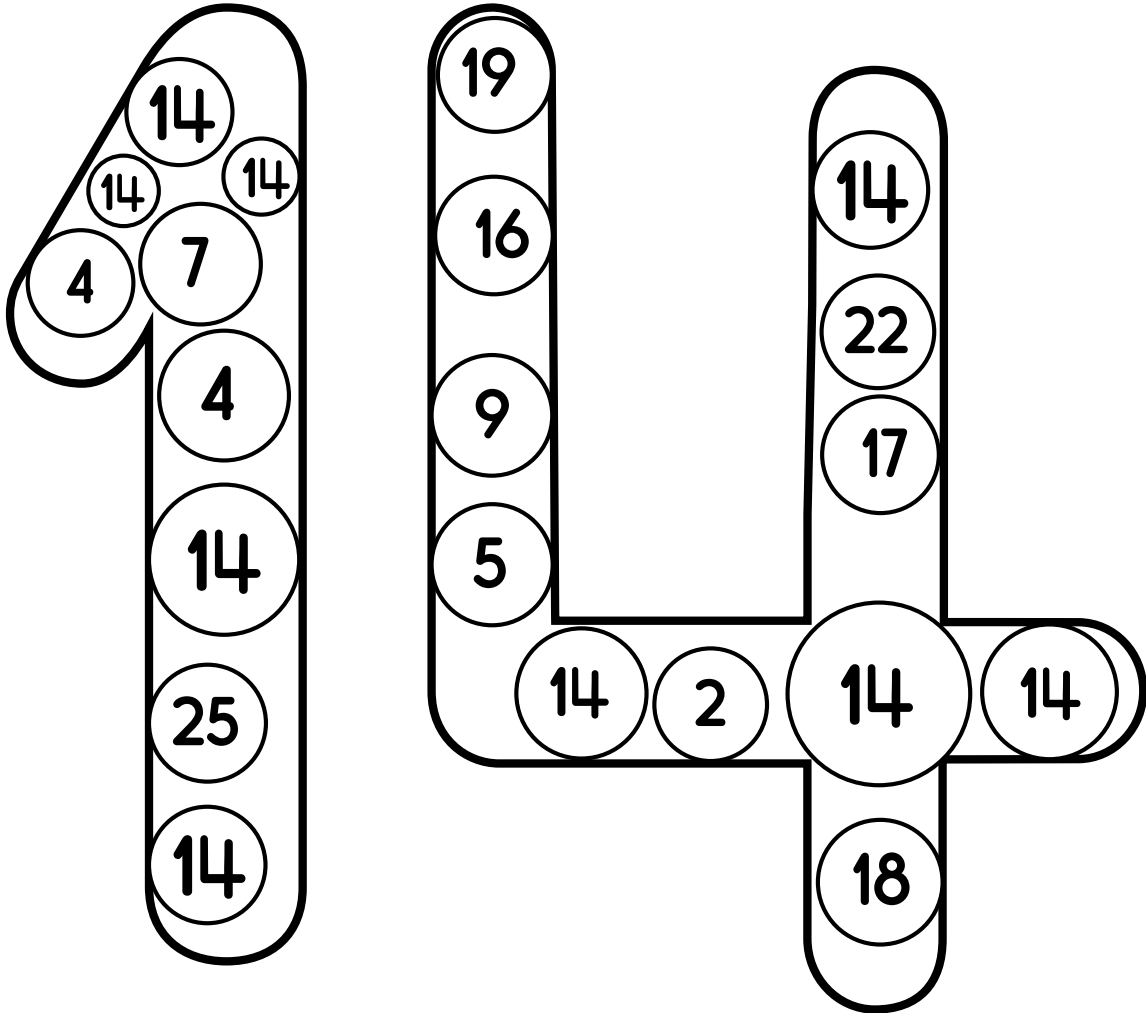
Finde die Zahl 14 und male sie bunt aus.




14	3	3	9	4	19	14	14	14
14	14	10	14	14	14	14	5	14
0	14	16	12	19	7	12	16	8
20	14	14	15	8	19	1	6	9
3	10	14	3	14			2	3
8	14	14	15				20	9
12	14	1	6				5	19
16	14	14	14	14	14	2	19	11
13	12	15	15	8	12	17	10	14
17	12	8	14	14	14	15	10	14
14	14	14	14	2	14	9	18	14

Zählen

Wie oft findest du die Zahl 14?
Zähle sie und male Sie bunt aus.



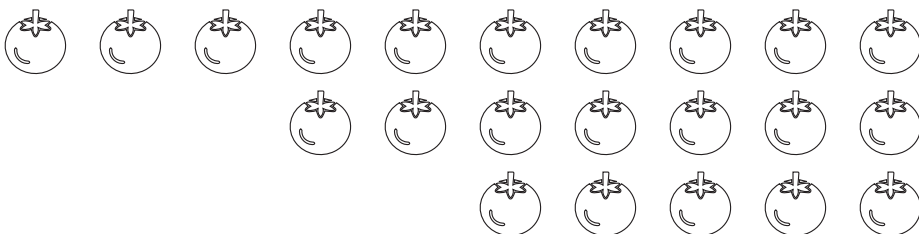




14 =



Zählen

Wieviele Dinge siehst du?
Schreibe das Ergebnis in das Feld.




Zahlenspiele

Wieviele Einhörner siehst du?
Male die richtige Zahl aus.

3

4


2




Zahlenspiele

Löse die Aufgaben.

Male die richtige Anzahl aus.



Welche ist die richtige Zahl?
Male das Feld aus.



15	5	10	11
----	---	----	----



Zahlen

Schreibe die Zahl nach.



→ 15 15 15 15 15

→ 15 15 15 15 15

→ 15 15 15 15 15

→ 15 15 15 15 15

Suchen & Finden

Finde die Zahl 15 und male sie bunt aus.

15	15	15	15	15	12	0	15	11
16	2	19	11	15	8	5	15	2
7	12	2	7	15	17	15	15	4
7	20	11	10	1	12	10	7	3
9	7	19	11	15			19	2
1	15	15	15	15			19	12
7	15	20	14	15			12	11
4	15	15	15	20	6	8	9	2
16	14	5	15	15	19	6	17	7
17	7	4	5	15	10	15	15	15
2	14	11	13	15	15	15	6	18

Rechenaufgabe

Schreibe die richtige Zahl auf die Linie.
Male die Antwort in die Felder.

○	○	○	○	○
○	○			

$$\underline{7} + \underline{\quad} = 10$$

○	○	○		

$$\underline{3} + \underline{\quad} = 10$$

○	○	○	○	○

$$\underline{5} + \underline{\quad} = 10$$

○				

$$\underline{1} + \underline{\quad} = 10$$

○	○	○	○	

$$\underline{4} + \underline{\quad} = 10$$

○	○	○	○	○
○	○	○		


$$\underline{8} + \underline{\quad} = 10$$

Zählen

Wieviele Tiere siehst du?




Schreibe das
Ergebnis in die Felder.




Zahlenspiele

Löse die Aufgaben.

Male die richtige Anzahl aus.



Welche ist die richtige Zahl?
Male das Feld aus an.




13	15	8	16
----	----	---	----



Zahlen

Schreibe die Zahl nach.



→ 16 16 16 16 16


→ 16 16 16 16 16

→ 16 16 16 16 16

→ 16 16 16 16 16

Suchen & Finden






Finde die Zahl 16 und male sie bunt aus.



16	16	16	16	8	19	2	2	16
5	○	8	16	8	15	3	6	16
16	16	16	16	10	20	6	7	16
○	18	13	17	18	19	19	5	14
12	4	3	4	16			7	14
6	18	10	2				7	12
10	9	17	7				18	2
16	16	○	6	15	11	16	15	18
14	16	17	12	17	○	16	16	16
3	16	13	17	17	14	13	1	19
○	16	16	16	16	13	2	13	5

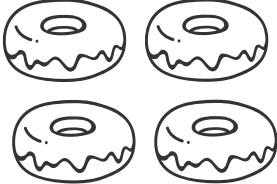


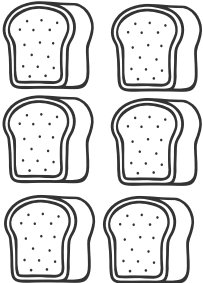
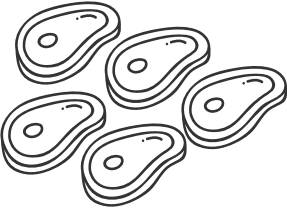

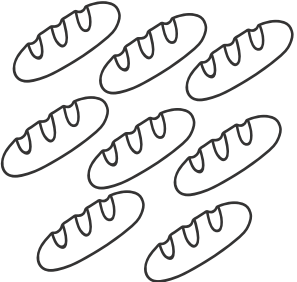


Zahlenspiele

Wieviele Kekse sind in den Gläsern?
Schreibe die richtige Zahl in das Feld.



Zahlenspiele

Zähle die Dinge. Wie lautet das Ergebnis?
Kreise die richtige Zahl ein.



 5 4 3 6	 7 3 4 5	 3 1 2 4
 5 4 3 6	 1 8 7 5	 8 7 5 4
 9 8 6 5	 4 1 3 2	 7 9 8 6

Zahlenspiele

Schreibe die fehlenden Zahlen in die Felder.




		1	
			6
	8		
11			




Zahlenspiele

Löse die Aufgaben.

Male die richtige Anzahl aus.



Welche ist die richtige Zahl?
Male das Feld aus an.

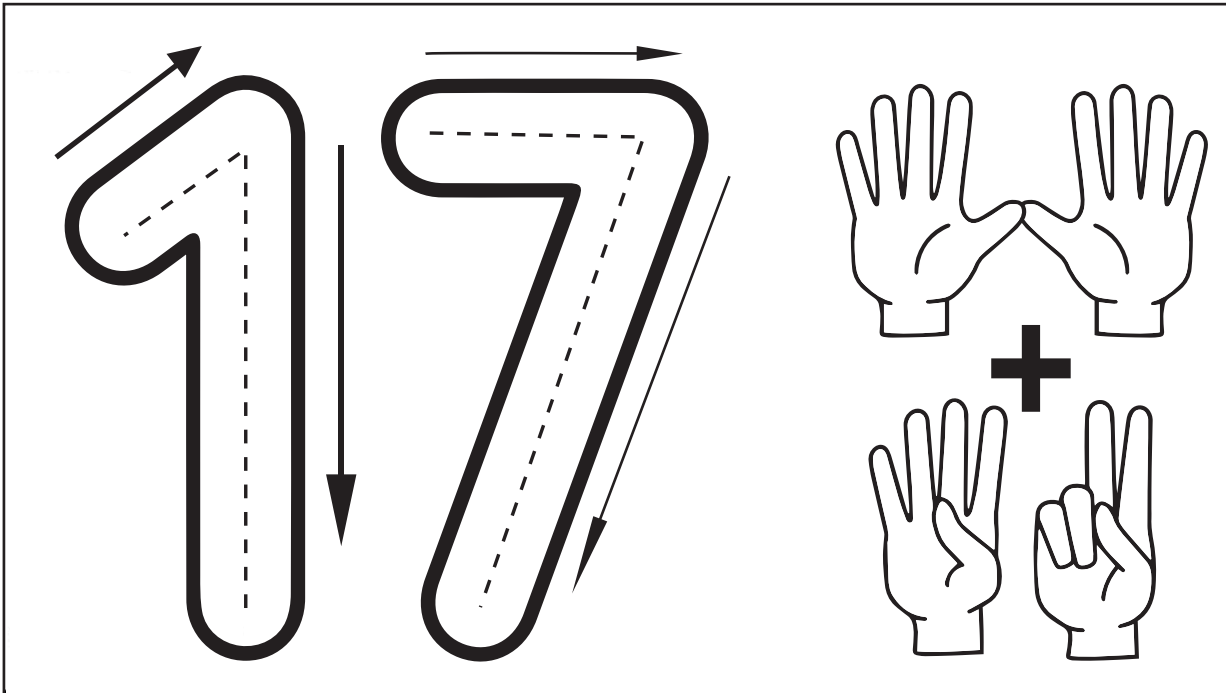


15	17	6	1
----	----	---	---



Zahlen

Schreibe die Zahl nach.





→ 17 17 17 17 17

→ 17 17 17 17 17


→ 17 17 17 17 17

→ 17 17 17 17 17



Suchen & Finden


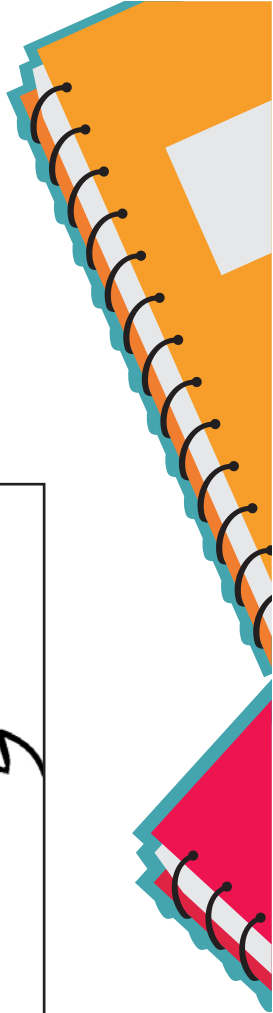
Finde die Zahl 17 und male sie bunt aus.





17	17	3	5	3	1	8	17	17
16	17	12	15	13	13	2	17	4
13	17	17	1	18	5	11	17	3
16	9	17	20	1	7	12	17	8
17	17	17	19	17			17	17
14	14	12	13				16	17
5	7	17	13				17	17
12	5	17	2	5	17	5	17	11
0	17	17	9	5	17	17	17	5
11	17	18	9	6	1	10	11	18
17	17	5	9	3	3	3	8	13

Malen nach Zahlen

1 = blau, 2 = dunkelgrün, 3 = hellgrün, 4 = dunkelgrün
5 = beige, 6 = orange, 7 = rosa, 8 = dunkelbraun





Findest du den Weg zum Rentier?



Zahlenspiele


Verbinde die Punkte 1 bis 22.




Zahlenspiele

Löse die Aufgaben.

Male die richtige Anzahl aus.



Welche ist die richtige Zahl?
Male das Feld aus.

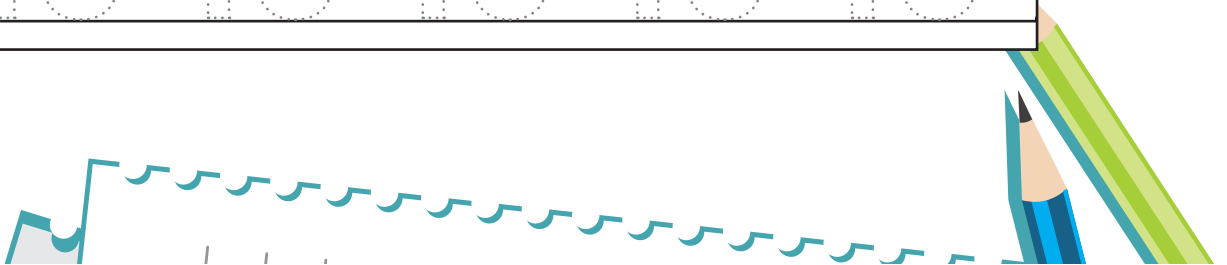

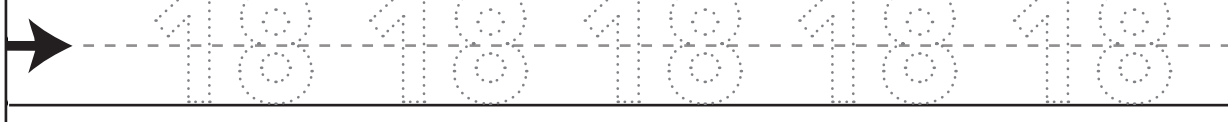

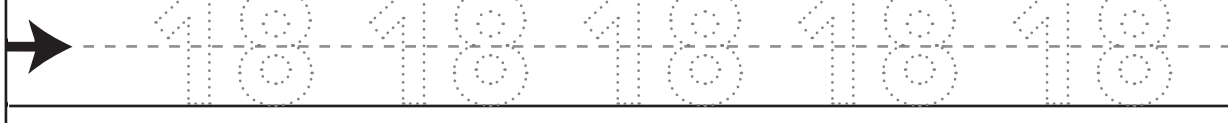
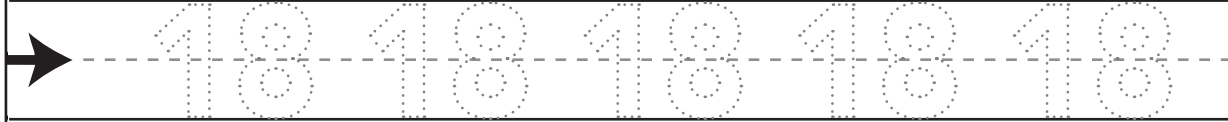



16	18	4	11
----	----	---	----



Zahlen

Schreibe die Zahl nach.





Suchen & Finden

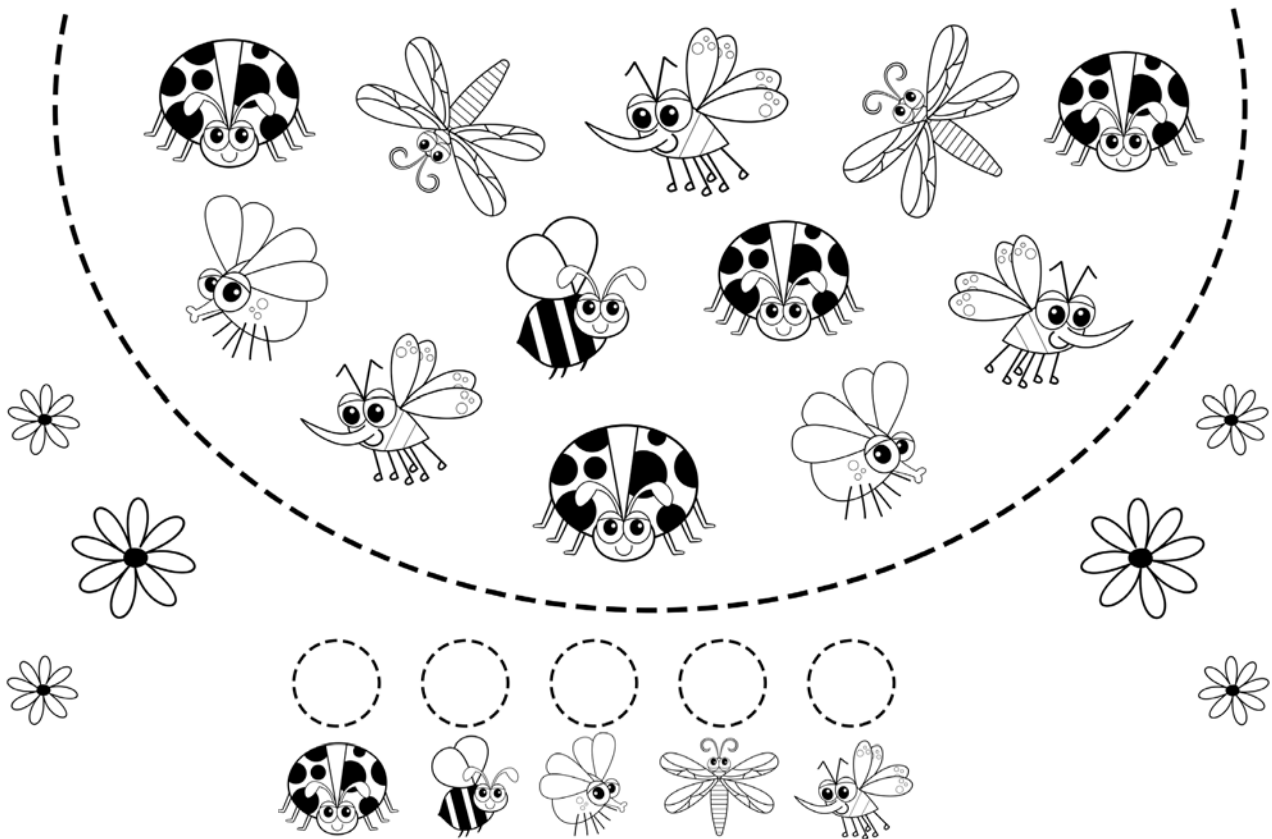
Finde die Zahl 18 und male sie bunt aus.

17	16	20	18	18	18	2	12	16
7	9	15	18	19	18	9	18	18
14	16	18	18	8	18	18	18	6
15	1	18	12	0	13	19	16	16
16	5	18	2	18			12	19
19	6	18	18	18			12	7
2	15	1	8	18			5	0
17	4	10	6	9	6	3	12	3
18	18	18	17	10	6	1	19	18
18	5	18	3	13	2	9	12	18
18	2	18	16	6	12	2	18	18



Zahlenspiele



Wieviele Dinge siehst du von jeder Sorte?
Trage die richtige Zahl in das Feld ein.




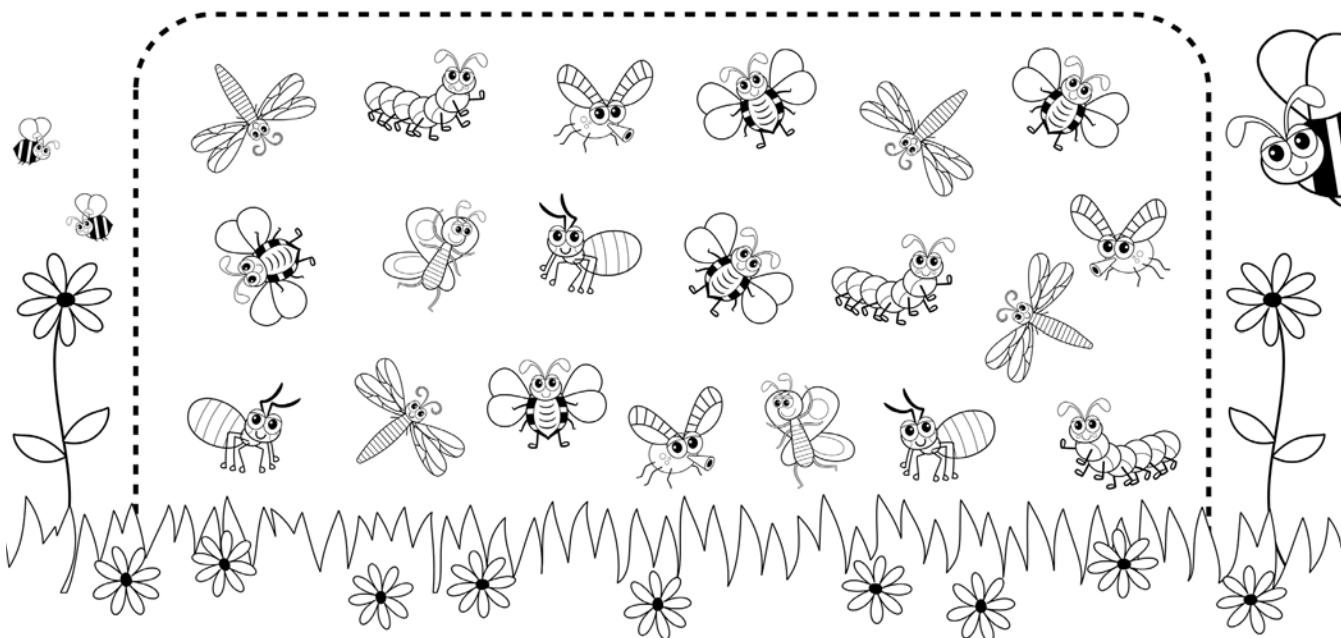
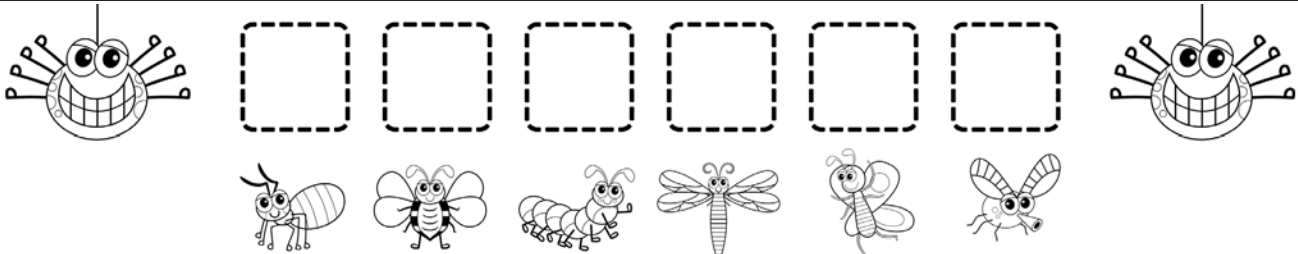


Zähle die Tiere und male die Seite bunt aus.






Zähle die Tiere und male die Seite bunt aus.




Zahlenspiele

Löse die Aufgaben.

Male die richtige Anzahl aus.



Welche ist die richtige Zahl?
Male das Feld aus.




19	17	3	6
----	----	---	---





Zahlen

Schreibe die Zahl nach.



Tracing practice lines for the number 19. Each line contains five dashed '19' pairs for tracing, with an arrow on the left indicating the starting point.





Suchen & Finden

Finde die Zahl 19 und male sie bunt aus.

7	19	20	19	19	19	20	8	12
8	19	19	19	10	19	19	15	16
16	10	10	13	1	14	9	3	13
7	8	3	0	18	5	1	8	8
12	19	14	7	19			10	5
7	19	8	5				5	3
19	19	9	0				8	18
19	13	10	3	7	13	19	19	19
19	6	7	19	2	17	7	9	19
19	0	0	19	19	4	8	0	19
19	8	15	16	19	4	1	10	19




Zahlenspiele

Schreibe die fehlenden Zahlen in die Felder.





Rechenaufgabe

Löse die Aufgaben.



Größer oder Kleiner


Male jeweils das Kleinere bunt aus.




Zahlenspiele

Löse die Aufgaben.

Male die richtige Anzahl aus.



Welche ist die richtige Zahl?
Male das Feld aus an.




2	4	20	10
---	---	----	----



Zahlen

Schreibe die Zahl nach.

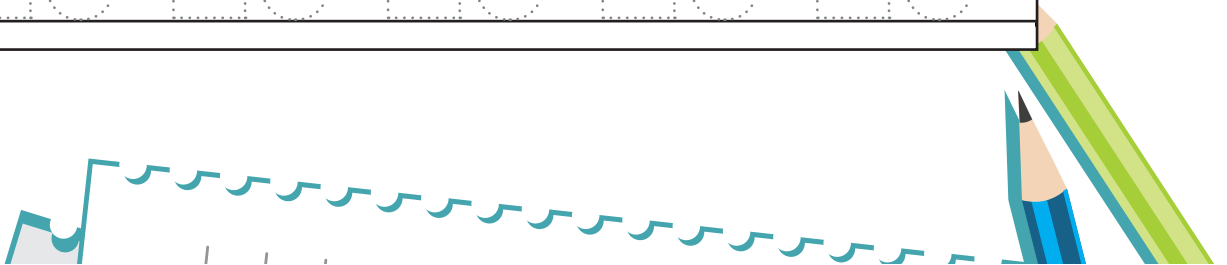
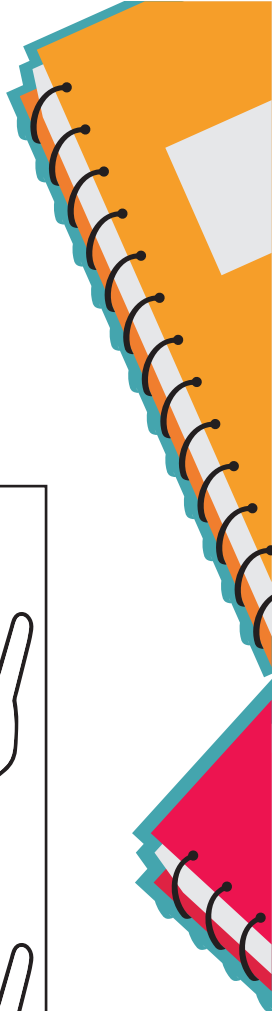



→ 20 20 20 20 20

→ 20 20 20 20 20

→ 20 20 20 20 20


→ 20 20 20 20 20







Ausmalen

Male die Zahl aus!



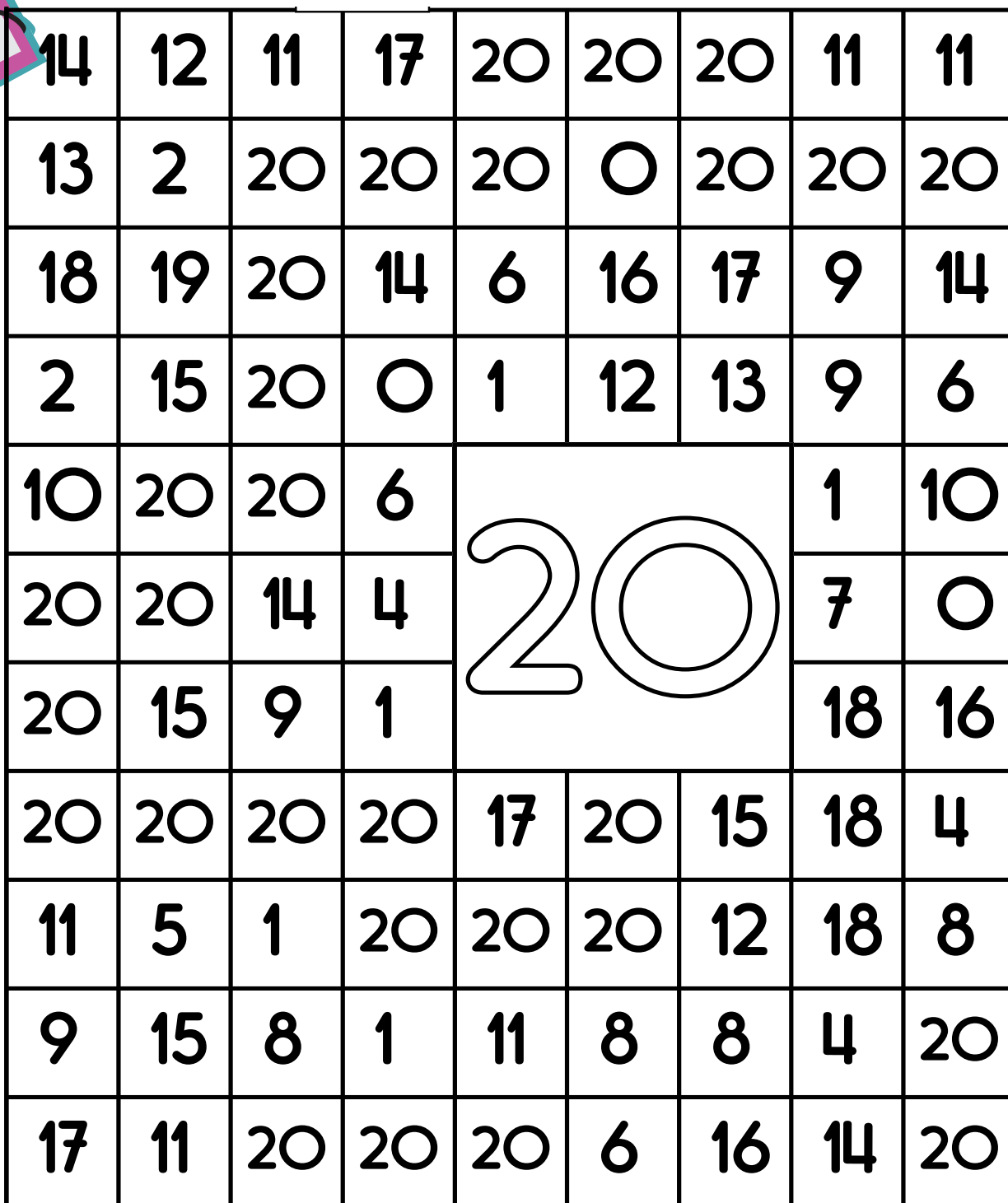
20 20 20 20





Suchen & Finden



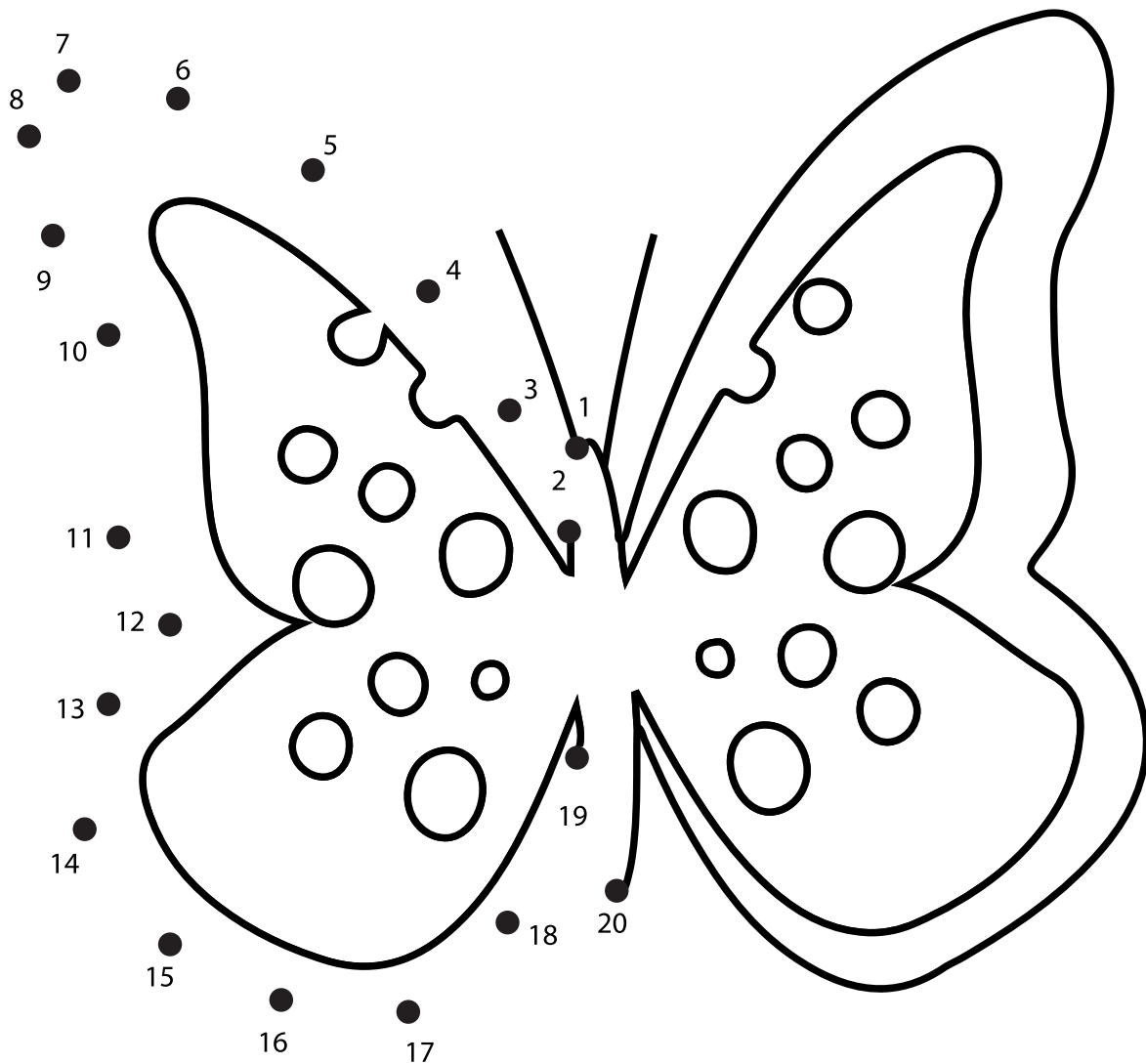
Finde die Zahl 12 und male sie bunt aus.



14	12	11	17	20	20	20	11	11
13	2	20	20	20	0	20	20	20
18	19	20	14	6	16	17	9	14
2	15	20	0	1	12	13	9	6
10	20	20	6	20			1	10
20	20	14	4				7	0
20	15	9	1				18	16
20	20	20	20	17	20	15	18	4
11	5	1	20	20	20	12	18	8
9	15	8	1	11	8	8	4	20
17	11	20	20	20	6	16	14	20

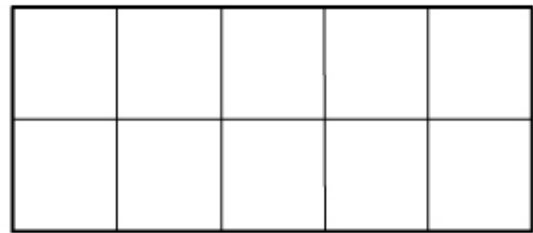
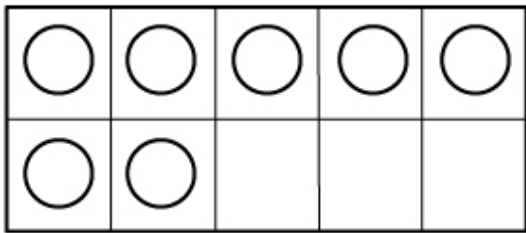
Zahlenspiele

Verbinde die Punkte 1 bis 20.

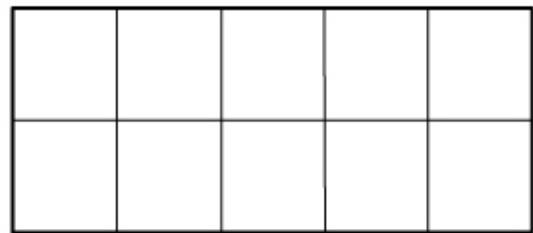
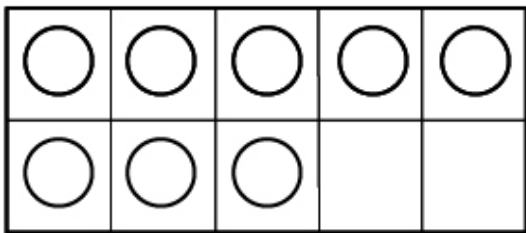


Rechenaufgabe

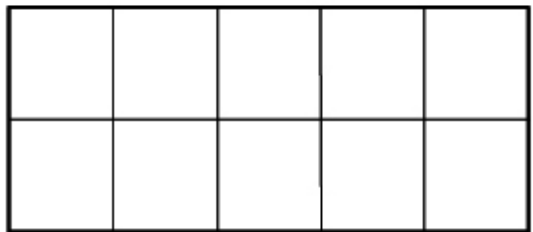
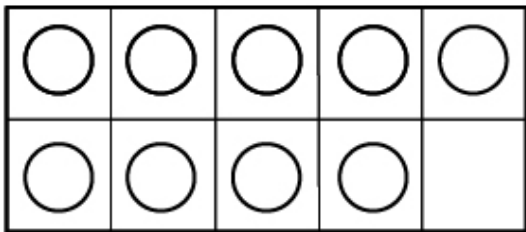
Wieviel brauchst du auf die Zahl 20?
Zeichne und/oder schreibe das Ergebnis auf.



$$\underline{7} + \underline{\quad} = \underline{20}$$



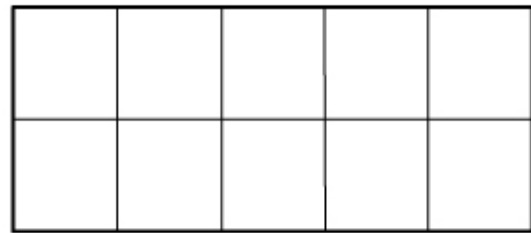
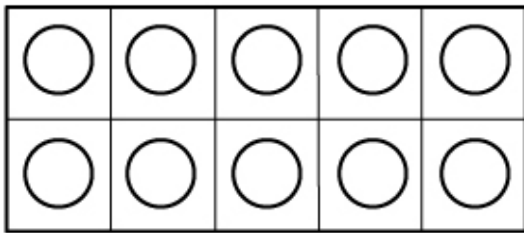
$$\underline{8} + \underline{\quad} = \underline{20}$$



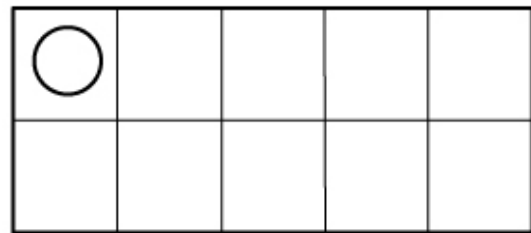
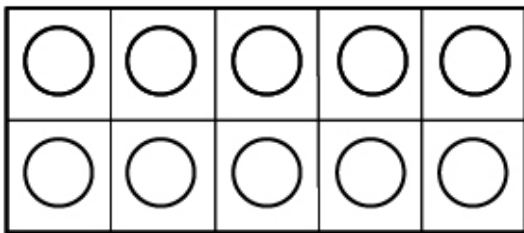
$$\underline{9} + \underline{\quad} = \underline{20}$$

Rechenaufgabe

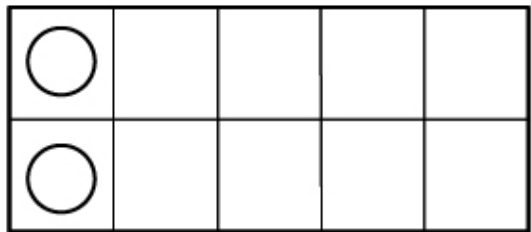
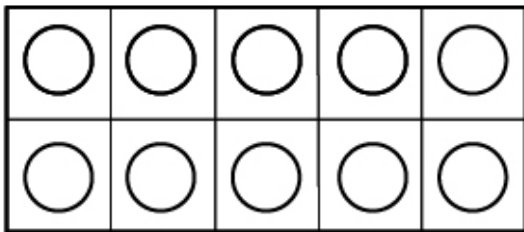
Wieviel brauchst du auf die Zahl 20?
Zeichne und/oder schreibe das Ergebnis auf.



$$\underline{10} + \underline{\quad} = \underline{20}$$



$$\underline{11} + \underline{\quad} = \underline{20}$$



$$\underline{12} + \underline{\quad} = \underline{20}$$



Danke!

Ich habe dieses Buch mit großem Herzen gestaltet und aufbereitet. Ich wünsche mir, dass es Ihnen und Ihrem Kind sehr gut gefallen und vor allem beim Lernen geholfen hat. Ich würde mich total über eine nette Rezension freuen. Vielen Dank dafür!

Ihre Bravo Birgit

